

# GREASE DISTRIBUTION



	<p>AIR-OPERATED GREASE PUMPS</p>	<p>page 3</p>
	<p>AIR-OPERATED GREASE PUMP KITS</p>	<p>page 9</p>
	<p>AIR-OPERATED GREASE SPRAYER KITS</p>	<p>page 20</p>
	<p>ACCESSORIES FOR AIR-OPERATED PUMPS</p>	<p>page 22</p>
	<p>NOZZLES FOR GREASE PUMPS</p>	<p>page 24</p>
	<p>ACCESSORIES AND COUPLERS FOR GREASE PUMPS</p>	<p>page 28</p>
	<p>AIR-OPERATED INDUSTRIAL GREASE PUMPS</p>	<p>page 30</p>
	<p>ACCESSORIES FOR INDUSTRIAL GREASE PUMPS</p>	<p>page 40</p>
	<p>PRESSURE REGULATORS AND AIR CONNECTIONS</p>	<p>page 43</p>
	<p>MANUAL GREASE PUMPS AND ACCESSORIES</p>	<p>page 45</p>
	<p>HIGH PRESSURE MANUAL PUMPS TO GREASE AND FOR GREASE TRANSFER</p>	<p>page 54</p>

The new **patented** air-operated grease pumps, fully designed and manufactured by MECLUBE, show remarkable operating features. They are fully made with electronic machine tools, the assembly is made with great care and the parts have been carefully tested in order to assure the best guarantee of reliability and a long life. The choice of materials and manufacturing quality make these pumps suitable to work in the worst environmental conditions.

- **Brand new fully air-operated motion reverse device, without cams and springs**
- **Reduced number of wearing parts**
- **Big quantity of grease supplied at low air consumption**
- **High operating pressure**
- **Aluminum alloy body pump with electrolytic treatment that ensures very high corrosion strength**
- **High stressed elements in Fe 420 steel**





# AIR-OPERATED GREASE PUMPS Mod. 660

**COMPRESSION RATIO = 60:1**

**DELIVERY = 1600 g/min**



## Art. 010-1000-000

**Air-operated grease pump R=60:1 Mod. 660**

For standard drums **12-16 kg**

(shank length 410 mm)

**Polyurethane seals**

## Art. 010-1005-000

**Air-operated grease pump R=60:1 Mod. 660**

For standard drums **18-30 kg**

(shank length 480 mm)

**Polyurethane seals**

## Art. 010-1010-000

**Air-operated grease pump R=60:1 Mod. 660**

For standard drums **50-60 kg**

(shank length 750 mm)

**Polyurethane seals**

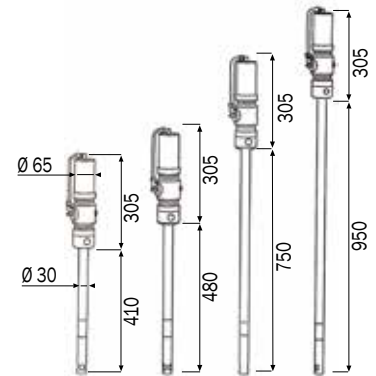
## Art. 010-1015-000

**Air-operated grease pump R=60:1 Mod. 660**

For standard barrels **180-220 kg**

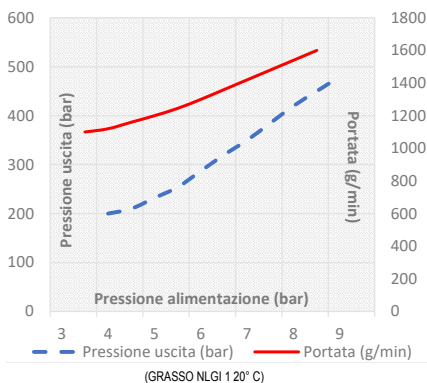
(shank length 950 mm)

**Polyurethane seals**



Art.	kg	m <sup>3</sup>	N°
010-1000-000	4,640	0,010	1
010-1005-000	4,900	0,010	1
010-1010-000	6,000	0,013	1
010-1015-000	6,900	0,016	1

Technical data		010-1000-000	010-1005-000	010-1010-000	010-1015-000
Compression ratio		60:1	60:1	60:1	60:1
Max pressure supply	bar	8	8	8	8
Medium air consumption	l/min	130	130	130	130
Air inlet connection	BSP	F 1/4" G	F 1/4" G	F 1/4" G	F 1/4" G
Grease outlet connection	BSP	M 1/4" G	M 1/4" G	M 1/4" G	M 1/4" G
Grease delivery capacity 6 bar	g/min	1600	1600	1600	1600
Noise	dB	76	76	76	76
Shank diameter	mm	30	30	30	30
Shank length	mm	410	480	750	950
For drums with capacity of	kg	12-16	18-30	50-60	180-220



These pumps are suitable for the supply at high pressure of greases with viscosity up to NLGI 2 at short and long distances. The operating pressure of the grease pumps hereby may vary between a minimum of 2.5 bar and a maximum of 8 bar. In order to optimize the efficiency and the life of our air-operated pumps, we recommend to use filtered and lubricated air.

# AIR-OPERATED GREASE PUMPS Mod. 670

**COMPRESSION RATIO = 70:1**

**DELIVERY = 1100 g/min**



## Art. 010-1018-000

**Air-operated grease pump R=70:1 Mod. 670**

For standard drums **12-16 kg**

(shank length 410 mm)

**Polyurethane seals**

## Art. 010-1020-000

**Air-operated grease pump R=70:1 Mod. 670**

For standard drums **18-30 kg**

(shank length 480 mm)

**Polyurethane seals**

## Art. 010-1025-000

**Air-operated grease pump R=70:1 Mod. 670**

For standard drums **50-60 kg**

(shank length 750 mm)

**Polyurethane seals**

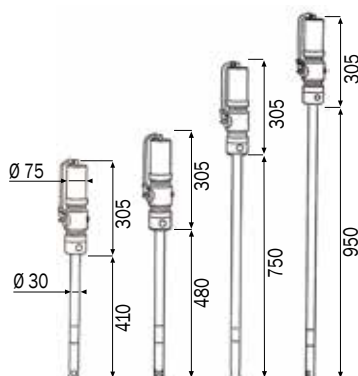
## Art. 010-1030-000

**Air-operated grease pump R=70:1 Mod. 670**

For standard barrels **180-220 kg**

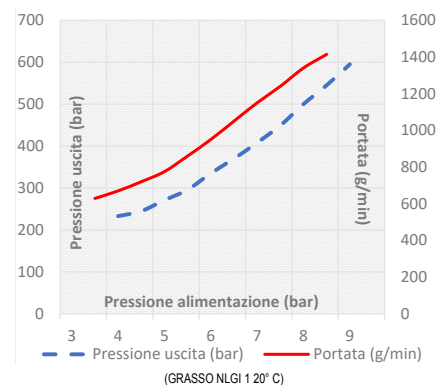
(shank length 950 mm)

**Polyurethane seals**



Art. No.	Weight (Kg)	Volume (m³)	Quantity (No.)
010-1018-000	5,400	0,010	1
010-1020-000	5,600	0,010	1
010-1025-000	6,800	0,013	1
010-1030-000	7,000	0,016	1

Technical data		010-1018-000	010-1020-000	010-1025-000	010-1030-000
Compression ratio		70:1	70:1	70:1	70:1
Max pressure supply	bar	8	8	8	8
Medium air consumption	l/min	150	150	150	150
Air inlet connection	BSP	F 1/4" G	F 1/4" G	F 1/4" G	F 1/4" G
Grease outlet connection	BSP	M 1/4" G	M 1/4" G	M 1/4" G	M 1/4" G
Grease delivery capacity 6 bar	g/min	1100	1100	1100	1100
Noise	dB	76	76	76	76
Shank diameter	mm	30	30	30	30
Shank length	mm	410	480	750	950
For drums with capacity of	kg	12-16	18-30	50-60	180-220



These pumps are suitable for the supply at high pressure of greases with viscosity up to NLGI 2 at short and long distances. The operating pressure of the grease pumps hereby may vary between a minimum of 2.5 bar and a maximum of 8 bar. In order to optimize the efficiency and the life of our air-operated pumps, we recommend to use filtered and lubricated air.



### Art. 010-1032-000

Air-operated grease pump R=100:1 Mod. 700

For standard drums 18-30 kg

(shank length 480 mm)

Polyurethane seals

### Art. 010-1034-000

Air-operated grease pump R=100:1 Mod. 700

For standard drums 50-60 kg

(shank length 750 mm)

Polyurethane seals

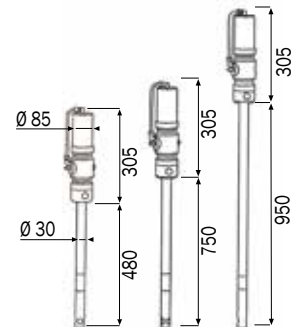
### Art. 010-1035-000

Air-operated grease pump R=100:1 Mod. 700

For standard barrels 180-220 kg

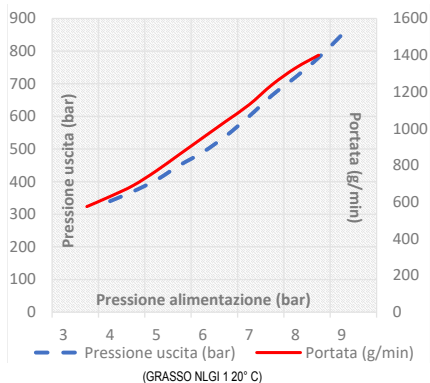
(shank length 950 mm)

Polyurethane seals



Art. No.	Weight (Kg)	Volume (m³)	No. 2
010-1032-000	5,300	0,010	1
010-1034-000	6,400	0,013	1
010-1035-000	7,200	0,016	1

Technical data		010-1032-000	010-1034-000	010-1035-000
Compression ratio		100:1	100:1	100:1
Max pressure supply	bar	8	8	8
Medium air consumption	l/min	190	190	190
Air inlet connection	BSP	F 1/4" G	F 1/4" G	F 1/4" G
Grease outlet connection	BSP	M 1/4" G	M 1/4" G	M 1/4" G
Grease delivery capacity 6 bar	g/min	1000	1000	1000
Noise	dB	79	79	79
Shank diameter	mm	30	30	30
Shank length	mm	480	750	950
For drums with capacity of	kg	18-30	50-60	180-220



These pumps are suitable for the supply at high pressure of greases with viscosity up to NLGI 2 at short and long distances. The operating pressure of the grease pumps hereby may vary between a minimum of 2.5 bar and a maximum of 8 bar. In order to optimize the efficiency and the life of our air-operated pumps, we recommend to use filtered and lubricated air.

# AIR-OPERATED TRANSFER GREASE PUMPS Mod. 614

**COMPRESSION RATIO = 14:1**

**DELIVERY = 2000 g/min**



## Art. 010-1036-000

**Air-operated grease pump R=14:1 Mod. 614**

For standard drums **18-30 kg**

(shank length 480 mm)

**Polyurethane seals**

## Art. 010-1038-000

**Air-operated grease pump R=14:1 Mod. 614**

For standard drums **50-60 kg**

(shank length 740 mm)

**Polyurethane seals**

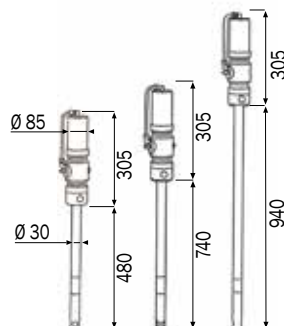
## Art. 010-1040-000

**Air-operated grease pump R=14:1 Mod. 614**

For standard barrels **180-220 kg**

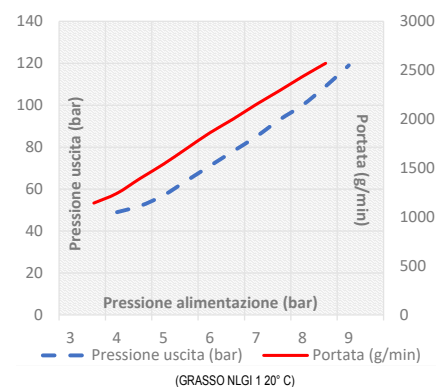
(shank length 940 mm)

**Polyurethane seals**




Art. No.	Weight (Kg)	Volume (m³)	No. of units
010-1036-000	4,700	0,010	1
010-1038-000	5,600	0,013	1
010-1040-000	6,100	0,016	1

Technical data		010-1036-000	010-1038-000	010-1040-000
Compression ratio		14:1	14:1	14:1
Max pressure supply	bar	8	8	8
Medium air consumption	l/min	220	220	220
Air inlet connection	BSP	F 1/4" G	F 1/4" G	F 1/4" G
Grease outlet connection	BSP	M 1/2" G	M 1/2" G	M 1/2" G
Grease delivery capacity 6 bar	g/min	2000	2000	2000
Noise	dB	80	80	80
Shank diameter	mm	30	30	30
Shank length	mm	480	740	940
For drums with capacity of	kg	18-30	50-60	180-220



They are suitable for transferring grease with viscosity up to NLGI 2 and to fill central distribution plants, dispensers and manual pumps where a major quantity of grease with slow pressure and short distance is required. The operating pressure of the grease pumps may vary between a minimum of 2.5 bar and a maximum of 8 bar. In order to optimize the efficiency and the life of our air-operated pumps we recommend to use filtered and lubricated air.





# AIR-OPERATED GREASE PUMP KITS FOR DRUMS 15-30 KG



## Art. 013-1096-000

**Air-operated wheeled grease kit for 16 kg**

Composed by:

Wheeled tank for 16 kg

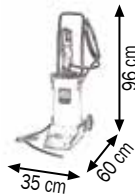
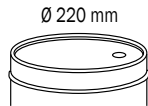
Art.010-1005-000 Grease pump **R=60:1**

Art.014-1059-030 Follower plate Ø 220 mm

Art.907-0102-040 2SC 1/4" hose – 4.0 m length

Art.014-1081-000 Grease gun with swivelling joint

			
013-1096-00	17,800	0,010	2



013-1096-000

## Art. 013-1099-000

**Grease kit suitable for drums 15 Kg**

Composed by:

Art.010-1000-000 Grease pump **R=60:1**

Art.014-1095-000 Handle

Art.014-1050-030 Lid Ø 280 mm

Art.014-1060-030 Follower plate Ø 265 mm

Art.907-0102-040 2SC 1/4" hose – 4.0 m length





Art.014-1081-000 Grease gun with swivelling joint

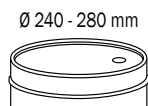
## Art. 013-1098-000

**Grease kit suitable for drums 15 Kg**

Composed like Art.013-1099-000 but without:

Art.014-1060-030 Follower plate Ø 265 mm

			
013-1099-000	11,160	0,056	1
013-1098-000	10,000	0,056	1



013-1099-000

## Art. 013-1102-000

**Grease kit suitable for drums 18-30 Kg**

Composed by:

Art.010-1005-000 Grease pump **R=60:1**

Art.014-1095-000 Handle

Art.014-1051-030 Lid Ø 320 mm

Art.014-1062-030 Follower plate Ø 310 mm

Art.907-0102-040 2SC 1/4" hose – 4.0 m length





Art.014-1081-000 Grease gun with swivel joint

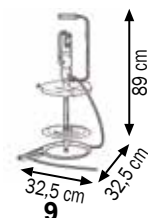
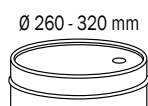
## Art. 013-1100-000

**Grease kit suitable for drums 18-30 Kg**

Composed like Art.013-1102-000 but without:

Art.014-1062-030 Follower plate Ø 310 mm

			
013-1102-000	11,870	0,056	1
013-1100-000	11,440	0,056	1



013-1102-000



013-1103-000

### Art. 013-1103-000

Grease kit suitable for drums 50–60 kg

Composed by:

Art.010-1010-000 Grease pump **R=60:1**

Art.014-1054-030 Lid Ø 420 mm

Art.014-1065-030 Follower plate Ø 400 mm

Art.907-0102-040 2SC 1/4" hose – 4.0 m length

Art.014-1081-000 Grease gun with swivelling joint

### Art. 013-1103-A00

Grease kit suitable for drums 50–60 kg

Composed like Art.013-1103-000 but with:

Art.010-1025-000 Grease pump **R=70:1**

### Art. 013-1103-B00

Grease kit suitable for drums 50–60 kg

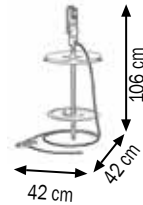
Composed like Art.013-1103-000 but with:

Art.010-1034-000 Grease pump **R=100:1**



013-1103-000	12,630	0,079	1
013-1103-A00	13,000	0,079	1
013-1103-B00	13,000	0,079	1

Ø 370 - 420 mm



013-1104-000

### Art. 013-1104-000

Grease kit suitable for barrels 180–220 kg

Composed by:

Art.010-1015-000 Grease pump **R=60:1**

Art.014-1056-030 Lid Ø 600 mm

Art.014-1066-030 Follower plate Ø 590 mm

Art.907-0102-040 2SC 1/4" hose – 4.0 m length

Art.014-1081-000 Grease gun with swivelling joint

### Art. 013-1104-A00

Grease kit suitable for barrels 180–220 kg

Composed like Art.013-1104-000 but with:

Art.010-1030-000 Grease pump **R=70:1**

### Art. 013-1104-B00

Grease kit suitable for barrels 180–220 kg

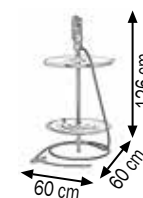
Composed like Art.013-1104-000 but with:

Art.010-1035-000 Grease pump **R=100:1**



013-1104-000	15,500	0,088	2
013-1104-A00	15,870	0,088	2
013-1104-B00	15,870	0,088	2

Ø 550 - 600 mm



# WHEELED AIR-OPERATED GREASE PUMP KITS FOR DRUMS 18-30 KG



## Art. 013-1106-000

Wheeled grease kit suitable for drums 18-30 kg

Composed by:

- Art.010-1005-000 Grease pump **R=60:1**
- Art.030-1392-000 2- wheels trolley
- Art.014-1051-030 Lid Ø 320 mm
- Art.014-1062-030 Follower plate Ø 310 mm
- Art.907-0102-040 2SC 1/4" hose - 4.0 m length
- Art.014-1081-030 Grease gun with swivelling joint

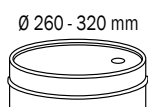
## Art. 013-1105-000

Wheeled grease kit suitable for drums 18-30 kg

Composed like Art.013-1106-000 but without:

- Art.014-1062-030 Follower plate Ø 310 mm

MECLUBE	Kg	m <sup>3</sup>	N°
013-1106-000	15,740	0,056	1
013-1105-000	14,310	0,056	1



013-1106-000

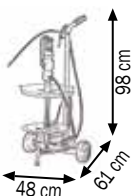
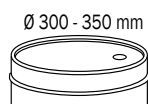
## Art. 013-1113-000

Wheeled grease kit suitable for drums 25-30 kg

Composed by:

- Art.010-1005-000 Grease pump **R=60:1**
- Art.030-1392-000 2- wheels trolley
- Art.014-1052-030 Lid Ø 350 mm
- Art.014-1063-030 Follower plate Ø 340 mm
- Art.907-0102-040 2SC 1/4" hose - 4.0 m length
- Art.014-1081-000 Grease gun with swivelling joint

MECLUBE	Kg	m <sup>3</sup>	N°
013-1113-000	16,590	0,056	1



013-1113-000

## Art. 013-1108-000

Wheeled grease kit suitable for drums 18-30 Kg

Composed by:

- Art.010-1005-000 Grease pump **R=60:1**
- Art.030-1393-000 2 pneumatic wheels trolley
- Art.014-1051-030 Lid Ø 320 mm
- Art.014-1062-030 Follower plate Ø 310 mm
- Art.907-0102-040 2SC 1/4" hose - 4.0 m length
- Art.014-1081-000 Grease gun with swivelling joint

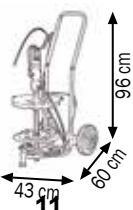
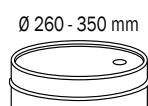
## Art. 013-1110-000

Wheeled grease kit suitable for drums 25-30 Kg

Composed like Art.013-1108-000 but without:

- Art.014-1052-030 Follower plate Ø 350 mm
- Art.014-1063-030 Follower plate Ø 340 mm

MECLUBE	Kg	m <sup>3</sup>	N°
013-1108-000	18,000	0,056	1
013-1110-000	19,000	0,056	1



013-1108-000



013-1118-000

### Art. 013-1118-000

Wheeled grease kit suitable for drums 50–60 kg

Composed by:

- Art.010-1010-000 Grease pump **R=60:1**
- Art.030-1394-000 2-pneumatic wheels trolley
- Art.014-1053-030 Lid Ø 395 mm
- Art.014-1064-030 Follower plate Ø 370 mm
- Art.907-0102-040 2SC 1/4" hose – 4.0 m length
- Art.014-1081-000 Grease gun with swivelling joint

### Art. 013-1117-000

Wheeled grease kit suitable for drums 50–60 kg

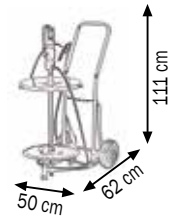
Composed like Art.013-1118-000 but without:

- Art.014-1064-030 Follower plate Ø 370 mm



013-1118-000	19,650	0,079	1
013-1117-000	17,470	0,079	1

Ø 340 - 385 mm



013-1116-000

### Art. 013-1116-000

Wheeled grease kit suitable for drums 50–60 kg

Composed by:

- Art.010-1010-000 Grease pump **R=60:1**
- Art.030-1394-000 2-pneumatic wheels trolley
- Art.014-1054-030 Lid Ø 420 mm
- Art.014-1065-030 Follower plate Ø 400 mm
- Art.907-0102-040 2SC 1/4" hose – 4.0 m length
- Art.014-1081-000 Grease gun with swivelling joint

### Art. 013-1115-000

Wheeled grease kit suitable for drums 50–60 kg

Composed like Art.013-1116-000 but without:

- Art.014-1065-030 Follower plate Ø 400 mm



013-1116-000	20,300	0,079	1
013-1115-000	17,800	0,079	1

Ø 370 - 420 mm



013-1120-000

### Art. 013-1120-000

Wheeled grease kit suitable for drums 50–60 kg

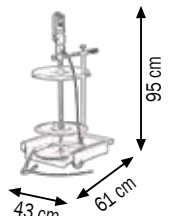
Composed by:

- Art.010-1010-000 Grease pump **R=60:1**
- Art.030-1395-000 4 - wheels trolley
- Art.014-1054-030 Lid Ø 420 mm
- Art.014-1065-030 Follower plate Ø 400 mm
- Art.907-0102-040 2SC 1/4" hose – 4.0 m length
- Art.014-1081-000 Grease gun with swivelling joint



013-1120-000	26,800	0,079	1
--------------	--------	-------	---

Ø 370 - 420 mm



# WHEELED AIR-OPERATED GREASE PUMP KITS FOR BARRELS 180-220 KG







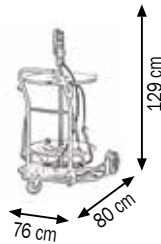
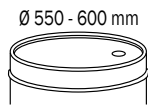
## Art. 013-1121-000

Wheeled grease kit suitable for barrels 180–220 kg

Composed by:

- Art.010-1015-000 Grease pump **R=60:1**
- Art.030-1398-000 3-wheels trolley
- Art.014-1056-030 Lid Ø 600 mm
- Art.014-1066-030 Follower plate Ø 590 mm
- Art.907-0102-040 2SC 1/4" hose – 4.0 m length
- Art.014-1081-000 Grease gun with swivelling joint

			
013-1121-000	45,070	0,200	2







013-1121-000

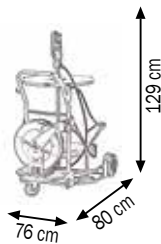
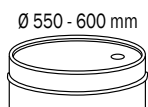
## Art. 013-1122-000

Wheeled grease kit suitable for barrels 180–220 kg with hose reel

Composed by:

- Art.010-1015-000 Grease pump **R=60:1**
- Art.030-1398-000 3-wheels trolley
- Art.014-1056-030 Lid Ø 600 mm
- Art.014-1066-030 Follower plate Ø 590 mm
- Art.907-0122-015 2SC 1/4" hose – 1.5 m length
- Art.014-1081-010 Gun with flexible pipe and fitting with triple-swivelling joint
- Art.070-1207-110 Hose reel with 2SC 1/4" hose **10.0 m** length

			
013-1122-000	56,900	0,246	3







013-1122-000

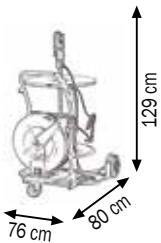
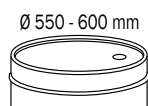
## Art. 013-1123-000

Wheeled grease kit suitable for barrels 180–220 kg with hose reel

Composed by:

- Art.010-1030-000 Grease pump **R=70:1**
- Art.030-1398-000 3-wheels trolley
- Art.014-1056-030 Lid Ø 600 mm
- Art.014-1066-030 Follower plate Ø 590 mm
- Art.907-0122-015 2SC 1/4" hose – 1.5 m length
- Art.014-1081-010 Gun with flexible pipe and fitting with triple-swivelling joint
- Art.070-1307-118 Hose reel with 2SC 1/4" hose **18.0 m** length

			
013-1123-000	66,700	0,246	3



013-1123-000



**013-1125-000**

## Art. 013-1125-000

**Wheeled grease kit suitable for barrels 180–220 kg**

Composed by:

- Art.010-1015-000 Grease pump **R=60:1**
- Art.030-1400-000 4-wheels trolley
- Art.014-1056-030 Lid Ø 600 mm
- Art.014-1066-030 Follower plate Ø 590 mm
- Art.907-0102-040 2SC 1/4" hose – 4.0 m length
- Art.014-1081-000 Grease gun with swivelling joint

			
013-1125-000	55,780	0,200	2




**013-1130-000**

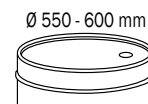
## Art. 013-1130-000

**Wheeled grease kit suitable for barrels 180–220 kg**

Composed by:

- Art.010-1015-000 Grease pump **R=60:1**
- Art.030-1405-000 4-wheels trolley
- Art.014-1056-030 Lid Ø 600 mm
- Art.014-1066-030 Follower plate Ø 590 mm
- Art.907-0102-040 2SC 1/4" hose – 4.0 m length
- Art.014-1081-010 Gun with flexible pipe and fitting with triple-swivelling joint

			
013-1130-000	67,680	0,200	2



**013-1135-000**

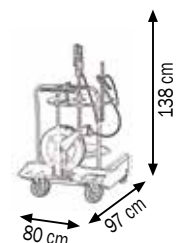
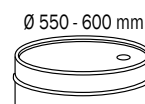
## Art. 013-1135-000

**Wheeled grease kit suitable for barrels 180–220 kg with hose reel**

Composed by:

- Art.010-1015-000 Grease pump **R=60:1**
- Art.030-1405-000 4-wheels trolley
- Art.014-1056-030 Lid Ø 600 mm
- Art.014-1066-030 Follower plate Ø 590 mm
- Art.907-0122-015 2SC 1/4" hose – 1.5 m length
- Art.014-1081-010 Gun with flexible pipe and fitting with triple-swivelling joint
- Art.070-1207-110 Hose reel with 2SC 1/4" hose **10.0 m** length

			
013-1135-000	83,290	0,246	3



# WALL-FIXED AIR-OPERATED GREASE KITS FOR BARRELS 50-220 Kg



## Art. 013-1136-000

Wall-fixing grease kit suitable for drums 50–60 kg

Composed by:

Art.010-1010-000 Grease pump **R=60:1**

Art.071-1207-110 Orientable hose reel with 2SC 1/4" hose **10,0 m** length

Art.014-1054-030 Lid Ø 420 mm

Art.014-1065-030 Follower plate Ø 400 mm

Art.907-0122-015 2SC 1/4" hose – 1.5 m length

Art.014-1081-010 Gun with flexible pipe and fitting with triple-swivelling joint





Art.024-1785-000 Support for picking up drops

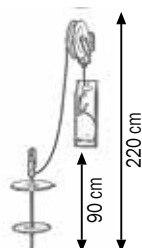
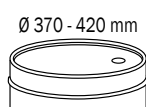
## Art. 013-1137-000

Wall-fixing grease kit suitable for drums 50–60 kg

Composed like Art.013-1136-000 but with:

Art.071-1207-115 Orientable hose reel with 2SC 1/4" hose **15,0 m** length

				
013-1136-000	34,000	0,122	4	
013-1137-000	36,500	0,122	4	



013-1136-000

## Art. 013-1138-000

Wall-fixing grease kit suitable for barrels 180–220 kg

Composed by:

Art.010-1015-000 Grease pump **R=60:1**

Art.071-1207-110 Orientable hose reel with 2SC 1/4" hose **10,0 m** length

Art.014-1056-030 Lid Ø 600 mm

Art.014-1066-030 Follower plate Ø 590 mm

Art.907-0122-015 2SC 1/4" hose – 1.5 m length

Art.014-1081-010 Gun with flexible pipe and fitting with triple-swivelling joint





Art.024-1785-000 Support for picking up drops

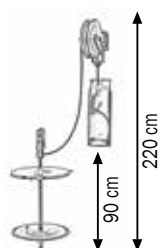
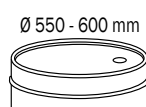
## Art. 013-1139-000

Wall-fixing grease kit suitable for barrels 180–220 Kg

Composed like Art.013-1138-000 but with:

Art.071-1207-215 Orientable hose reel with 2SC 1/4" hose **15,0 m** length

				
013-1138-000	40,860	0,151	4	
013-1139-000	42,700	0,151	4	



013-1138-000

# WALL-FIXED AIR-OPERATED GREASE KITS FOR BARRELS 50-220 Kg



**013-1138-A10**

## Art. 013-1138-A10

Wall-fixing grease kit suitable for drums 180–220 kg

Composed by:

Art.010-1015-000 Grease pump **R=60:1**

Art.070-1207-110 Hose reel with 2SC 1/4" hose **10,0 m** length

Art.014-1056-030 Lid Ø 600 mm

Art.014-1066-030 Follower plate Ø 590 mm

Art.907-0122-015 2SC 1/4" hose – 1.5 m length

Art.014-1081-010 Gun with flexible pipe and fitting with triple-swivelling joint

## Art. 013-1138-A15

Wall-fixing grease kit suitable for drums 180–220 kg

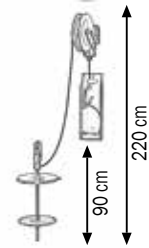
Composed like Art.013-1138-A10 but with:

Art.070-1207-115 Hose reel with 2SC 1/4" hose **15,0 m** length



013-1138-A10	33,600	0,151	3
013-1138-A15	38,000	0,160	3

Ø 550 - 600 mm



**013-1138-C10**

## Art. 013-1138-C10

Wall- fixing grease kit suitable for barrels 180–220 kg

Composed by:

Art.010-1015-000 Grease pump **R=60:1**

Art.074-4507-110 Closed hose reel with 2SC 1/4" hose **10,0 m** length

Art.014-1056-030 Lid Ø 600 mm

Art.014-1066-030 Follower plate Ø 590 mm

Art.907-0122-015 2SC 1/4" hose – 1.5 m length

Art.014-1081-010 Gun with flexible pipe and fitting with triple-swivelling joint

## Art. 013-1138-C15

Wall-fixing grease kit suitable for barrels 180–220 Kg

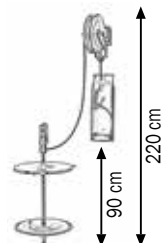
Composed like Art.013-1138-C10 but with:

Art.074-4507-115 Closed hose reel with 2SC 1/4" hose **15,0 m** length



013-1138-C10	42,600	0,160	3
013-1138-C15	45,600	0,160	3

Ø 550 - 600 mm





## Art. 013-1932-010

Wall-fixing grease kit suitable for barrels 180-220 kg

Composed by:

Art.010-1015-000 Grease pump **R=60:1**

Art.023-1905-000 Tank of dump and stocking for 1 barrel 180-220 kg

Art.074-4507-110 Closed fixed hose reel with 2SC 1/4" hose **10,0 m** length

Art.014-1056-030 Cover Ø 600 mm

Art.014-1066-030 Follower plate Ø 590 mm

Art.907-0122-015 2SC 1/4" hose - 1.5 m length

Art.014-1081-010 Gun with flexible pipe and fitting with triple-swivelling joint

## Art. 013-1932-015

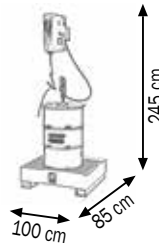
Wall-fixing grease kit suitable for barrels 180-220 kg

Composed like Art.013-1932-010 but with:

Art.074-4507-115 Closed fixed hose reel with 2SC 1/4" hose **15,0 m** length

013-1932-010	110,000	0,570	5	
013-1932-015	112,000	0,570	5	

Ø 550 - 600 mm



**013-1932-010**

## Art. 013-1933-010

Complete installation 1 position for barrels 180-220 kg

Composed by:

Art.010-1015-000 Grease pump **R=60:1**

Art.023-1925-000 Tank of dump complete with supporting structure for 1 position

Art.074-4507-110 Closed fixed hose reel with 2SC 1/4" hose **10,0 m** length

Art.014-1056-030 Lid Ø 600 mm

Art.014-1066-030 Follower plate Ø 590 mm

Art.907-0122-015 2SC 1/4" hose - 1.5 m length

Art.014-1081-010 Gun with flexible pipe and fitting with triple-swivelling joint

## Art. 013-1933-015

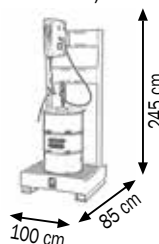
Complete installation 1 position for barrels 180-220 Kg

Composed like Art.013 1933 010 but with:

Art.074-4507-115 Closed fixed hose reel with 2SC 1/4" hose **15,0 m** length

013-1933-010	140,000	0,600	5	
013-1933-015	142,000	0,600	5	

Ø 550 - 600 mm



**013-1933-010**

Fix and complete installation that offer an independent working station. They allow an optimal placing in every working environment (factories and repair shops) allowing to operate in a clean and safe way and without wasting of lubricant oils for different uses.



013-1155-020

## Art. 013-1155-020

Grease transfer kit for barrels 18-30 kg

Composed by:

Art.010-1036-000 Air-operated grease pump **R=14:1**

Art.014-1095-000 Handle

Art.014-1051-030 Lid Ø 320 mm

Art.014-1062-030 Follower plate Ø 310 mm





Art.906-0404-040 Hose 1SC 1/2" L. 4,0 m

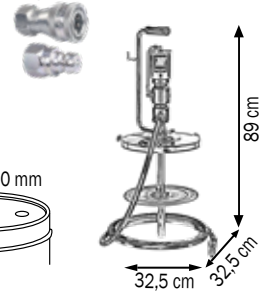
Art.R30-0400-004 Ball valve F-F 1/2"

Art.F96-0100-402 Steel znt nipple M 1/2" BSP-M 1/4" BSP

Art.F96-0500-002 Quick coupler F 1/4"

Art.F96-0502-002 Quick coupler M 1/4"

			
013-1155-020	10,800	0,056	1



013-1155-050

## Art. 013-1155-050

Grease transfer kit for barrels 50-60 kg

Composed by:

Art.010-1038-000 Air-operated grease pump **R=14:1**

Art.014-1054-030 Lid Ø 420 mm

Art.014-1065-030 Follower plate Ø 400 mm


Art.906-0404-040 Hose 1SC 1/2" L. 4,0 m

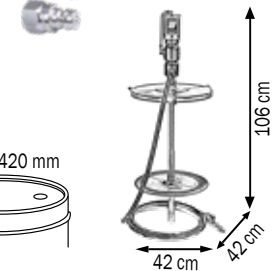
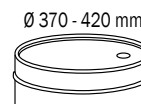
Art.R30-0400-004 Ball valve F-F 1/2"

Art.F96-0100-402 Steel znt nipple M 1/2" BSP-M 1/4" BSP

Art.F96-0500-002 Quick coupler F 1/4"

Art.F96-0502-002 Quick coupler M 1/4"

			
013-1155-050	13,000	0,079	1



013-1155-200

## Art. 013-1155-200

Grease transfer kit for barrels 180-220 kg

Composed by:

Art.010-1040-000 Air-operated grease pump **R=14:1**

Art.014-1056-030 Lid Ø 600 mm

Art.014-1066-030 Follower plate Ø 590 mm



Art.906-0404-040 Hose 1SC 1/2" L. 4,0 m

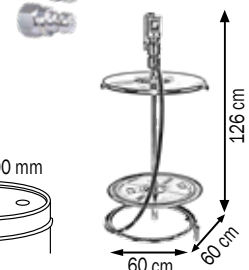
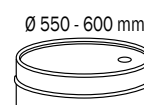
Art.R30-0400-004 Ball valve F-F 1/2"

Art.F96-0100-402 Steel znt nipple M 1/2" BSP-M 1/4" BSP

Art.F96-0500-002 Quick coupler F 1/4"

Art.F96-0502-002 Quick coupler M 1/4"

			
013-1155-200	17,600	0,088	2



# WHEELED AIR-OPERATED PUMP KITS FOR GREASE TRANSFER FOR BARRELS 18-220 KG



## Art. 013-1160-020

### Grease transfer kit for barrels 18-30 kg

Composed by:

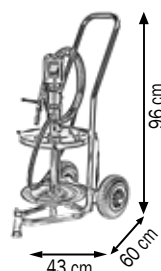
- Art.010-1036-000 Air-operated grease pump **R=14:1**
- Art.030-1393-000 Trolley with 2 pneumatic wheels
- Art.014-1051-030 Lid Ø 320 mm
- Art.014-1062-030 Follower plate Ø 310 mm
- Art.906-0404-040 Hose 1SC 1/2" L. 4,0 m
- Art.R30-0400-004 Ball valve F-F 1/2"
- Art.F96-0100-402 Steel znt nipple M 1/2" BSP-M 1/4" BSP
- Art.F96-0500-002 Quick coupler F 1/4"
- Art.F96-0502-002 Quick coupler M 1/4"



013-1160-020



Ø 260 - 320 mm



013-1160-020 17,700 0,056 1

## Art. 013-1160-050

### Grease transfer kit for barrels 50-60 kg

Composed by:

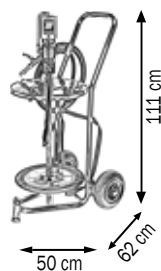
- Art.010-1038-000 Air-operated grease pump **R=14:1**
- Art.030-1394-000 Trolley with 2 pneumatic wheels
- Art.014-1054-030 Lid Ø 420 mm
- Art.014-1065-030 Follower plate Ø 400 mm
- Art.906-0404-040 Hose 1SC 1/2" L. 4,0 m
- Art.R30-0400-004 Ball valve F-F 1/2"
- Art.F96-0100-402 Steel znt nipple M 1/2" BSP-M 1/4" BSP
- Art.F96-0500-002 Quick coupler F 1/4"
- Art.F96-0502-002 Quick coupler M 1/4"



013-1160-050



Ø 370 - 420 mm



013-1160-050 20,000 0,079 1

## Art. 013-1160-200

### Grease transfer kit for barrels 180-220 kg

Composed by:

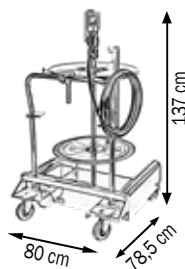
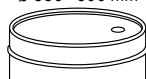
- Art.010-1040-000 Air-operated grease pump **R=14:1**
- Art.030-1400-000 Trolley with 4 wheels
- Art.014-1056-030 Lid Ø 600 mm
- Art.014-1066-030 Follower plate Ø 590 mm
- Art.906-0404-040 Hose 1SC 1/2" L. 4,0 m
- Art.R30-0400-004 Ball valve F-F 1/2"
- Art.F96-0100-402 Steel znt nipple M 1/2" BSP-M 1/4" BSP
- Art.F96-0500-002 Quick coupler F 1/4"
- Art.F96-0502-002 Quick coupler M 1/4"



013-1160-200



Ø 550 - 600 mm



013-1160-200 54,900 0,200 2



**013-2000-020**

**Art. 013-2000-020**

Grease sprayer kit for drums 18–30 Kg

Composed by:

Art.010-1005-000 Air-operated grease pump **R=60:1**

Art.014-2170-000 Pressure regulator with connections

Art.014-1095-000 Handle

Art.014-1051-030 Lid Ø 320 mm

Art.014-1062-030 Follower plate Ø 310 mm

Art.907-K122-050 Rubber hoses kit 2SC 1/4”+R6 5/16”with protection l 5,0 m

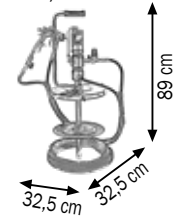
Art.014-2150-019 Grease spray gun F/150 SP HPS 1,9

Art.014-2160-K22 Nozzles kit for grease spray gun HPS 2,2



**013-2000-020** 12,400 0,056 1

Ø 260 - 320 mm



**013-2000-050**

**Art. 013-2000-050**

Grease sprayer kit for drums 50–60 kg

Composed by:

Art.010-1010-000 Air-operated grease pump **R=60:1**

Art.014-2170-000 Pressure regulator with connections

Art.014-1054-030 Lid Ø 420 mm

Art.014-1065-030 Follower plate Ø 400 mm

Art.907-K122-050 Rubber hoses kit 2SC 1/4”+R6 5/16”with protection l 5,0 m

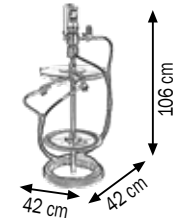
Art.014-2150-019 Grease spray gun F/150 SP HPS 1,9

Art.014-2160-K22 Nozzles kit for grease spray gun HPS 2,2



**013-2000-050** 15,000 0,079 1

Ø 370 - 420 mm



**013-2000-200**

**Art. 013-2000-200**

Grease sprayer kit for barrels 180–220 Kg

Composed by:

Art.010-1015-000 Air-operated grease pump **R=60:1**

Art.014-2170-000 Pressure regulator with connections

Art.014-1056-030 Lid Ø 600 mm

Art.014-1066-030 Follower plate Ø 590 mm

Art.907-K122-050 Rubber hoses kit 2SC 1/4”+R6 5/16”with protection l 5,0 m

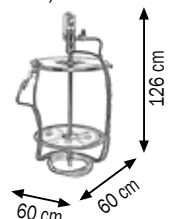
Art.014-2150-019 Grease spray gun F/150 SP HPS 1,9

Art.014-2160-K22 Nozzles kit for grease spray gun HPS 2,2



**013-2000-200** 19,900 0,08 2

Ø 550 - 600 mm



This equipment offers the possibility to spray-nebulize the grease to facilitate the application on big surfaces as a protection. It is used in the following fields: naval, industrial, construction.

This equipment uses an innovative technology that combines the high pressure of the pump and the gun that nebulizes grease with viscosity up to NLGI 2.

# WHEELED AIR-OPERATED GREASE SPRAYER KITS FOR BARRELS 18-220 KG



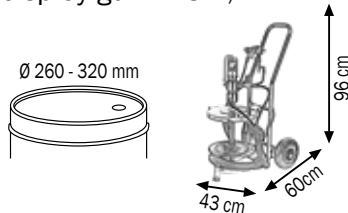
## Art. 013-2010-020

Grease sprayer kit for drums 18–30 Kg

Composed by:

- Art.010-1005-000 Air-operated grease pump **R=60:1**
- Art.014-2170-000 Pressure regulator with connections
- Art.030-1393-000 Trolley with 2 pneumatic wheels
- Art.014-1051-030 Lid Ø 320 mm
- Art.014-1062-030 Follower plate Ø 310 mm
- Art.907-K122-050 Rubber hoses kit 2SC 1/4" +R6 5/16" with protection 15,0 m
- Art.014-2150-019 Grease spray gun F/150 SP HPS 1,9
- Art.014-2160-K22 Nozzles kit for grease spray gun HPS 2,2

			
013-2010-020	20,100	0,056	1



013-2010-020

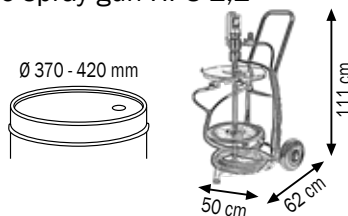
## Art. 013-2010-050

Grease sprayer kit for drums 50–60 kg

Composed by:

- Art.010-1010-000 Air-operated grease pump **R=60:1**
- Art.014-2170-000 Pressure regulator with connections
- Art.030-1394-000 Trolley with 2 pneumatic wheels
- Art.014-1054-030 Lid Ø 420 mm
- Art.014-1065-030 Follower plate Ø 400 mm
- Art.907-K122-050 Rubber hoses kit 2SC 1/4" +R6 5/16" with protection 15,0 m
- Art.014-2150-019 Grease spray gun F/150 SP HPS 1,9
- Art.014-2160-K22 Nozzles kit for grease spray gun HPS 2,2

			
013-2010-050	20,200	0,079	1







013-2010-050

## Art. 013-2010-200

Grease sprayer kit for barrels 180–220 kg

Composed by:

- Art.010-1015-000 Air-operated grease pump **R=60:1**
- Art.014-2170-000 Pressure regulator with connections
- Art.030-1400-000 4-wheels trolley
- Art.014-1056-030 Lid Ø 600 mm
- Art.014-1066-030 Follower plate Ø 590 mm
- Art.907-K122-050 Rubber hoses kit 2SC 1/4" +R6 5/16" with protection 15,0 m
- Art.014-2150-019 Grease spray gun F/150 SP HPS 1,9
- Art.014-2160-K22 Nozzles kit for grease spray gun HPS 2,2

			
013-2010-200	57,200	0,200	2



013-2010-200

This equipment offers the possibility to spray-nebulize the grease to facilitate the application on big surfaces as a protection. It is used in the following fields: naval, industrial, construction.

This equipment uses an innovative technology that combines the high pressure of the pump and the gun that nebulizes grease with viscosity up to NLGI 2.



**014-2150-019**

**Art. 014-2150-019**

Grease spray gun F/150 SP HPS 1,9

This spray gun has been specifically designed to spray grease with viscosity up to NLGI 2.

The air and grease volumes can be individually adjusted

The maximum air pressure is of 4 bar

The maximum grease pressure is of 250 bar



**014-2160-K19**

**Art. 014-2160-K19**

Nozzles kit for grease spray gun HPS 1,9



**014-2160-K22**

**Art. 014-2160-K22**

Nozzles kit for grease spray gun HPS 2,2



**014-2160-K25**

**Art. 014-2160-K25**

Nozzles kit for grease spray gun HPS 2,5



**907-K122-050**

**Art. 907-K122-050**

Rubber hoses kit 2SC 1/4 - R6 5/16 | 5,0 m



**907-K122-100**

**Art. 907-K122-100**

Rubber hoses kit 2SC 1/4 - R6 5/16 | 10,0 m

Composed by 1 high pressure grease hose and 1 hose R6 for air, both hoses are protected by the same reinforced case.



**014-2170-000**

**Art. 014-2170-000**

Pressure regulator with connections for MEC SPRAY

Maximum pressure: 4 bar

## LIDS FOR PUMPS WITH SHANK Ø 30 mm

Art.	Ø Lid	For drums	outside Ø
014-1049-030	225 mm	5 Kg	200 - 225 mm
014-1050-030	280 mm	12 - 16 Kg	240 - 280 mm
014-1051-030	320 mm	18 - 30 Kg	260 - 320 mm
014-1052-030	350 mm	20 - 30 Kg	300 - 350 mm
014-1053-030	395 mm	30 - 50 Kg	340 - 395 mm
014-1054-030	420 mm	50 - 60 Kg	370 - 420 mm
014-1056-030	600 mm	180 - 220 Kg	550 - 600 mm



## LID FOR PUMPS WITH SHANK Ø 30 mm FOR PLASTIC DRUMS

014-1051-S30	320 mm	18 - 30 Kg	260 - 320 mm
--------------	--------	------------	--------------

The lids are available in different diameters to fit drums from 5 to 220 kg. A handle provides an easy fit to the drum. It keeps the pump in vertical position in order to assure a perfect working.

## FOLLOWER PLATES FOR PUMPS WITH SHANK Ø 30 mm

Art.	Ø Follower Plates	For drums	inside Ø
014-1059-030	220 mm	5 Kg	195 - 210 mm
014-1060-030	265 mm	12 - 16 Kg	240 - 260 mm
014-1061-030	290 mm	16 - 20 Kg	250 - 280 mm
014-1062-030	310 mm	18 - 30 Kg	270 - 300 mm
014-1063-030	340 mm	20 - 30 Kg	300 - 330 mm
014-1064-030	370 mm	30 - 50 Kg	335 - 360 mm
014-1065-030	400 mm	50 - 60 Kg	360 - 400 mm
014-1066-030	590 mm	180 - 220 Kg	540 - 580 mm



It is advisable to use always the follower plate, it is very important when the temperature is low and when high viscosity grease is used. Because of the depression created by the pump, the plate is attracted towards the bottom of the drum by atmospheric pressure. It pushes the grease into the pump and avoids air cavities. It also removes the grease remaining on the walls, down to the bottom of the drums.

### Art. 014-1095-000

#### Handle for grease pumps kits

It has to be applied on the bushing of the lids




014-1095-000




014-1079-000

**Art. 014-1079-000**  
Grease control gun without pipe and coupling  
Inlet F 1/4"



014-1080-000

**Art. 014-1080-000**  
Grease control gun with flexible hose and 4-jaws coupling  
Length flexible hose: 400 mm  
Thread inlet F 1/4"



014-1081-000

**Art. 014-1081-000**  
Grease control gun with flexible hose and 4-jaws coupling  
Length flexible hose: 400 mm  
Swivelling joint F 1/4"



014-1081-010

**Art. 014-1081-010**  
Grease control gun with flexible hose and 4-jaws coupling  
Length flexible hose: 400 mm  
Triple-swivelling joint F 1/4"



014-1082-000

**Art. 014-1082-000**  
Grease control gun with rigid pipe and 4-jaws coupling  
Length rigid pipe: 200 mm  
Swivelling joint F 1/4"



014-1083-000

**Art. 014-1083-000**  
Grease control gun with rigid pipe and 4-jaws coupling  
Length rigid pipe: 200 mm  
Swivelling joint F 1/4"



014-1083-010

**Art. 014-1083-010**  
Grease control gun with rigid pipe and 4-jaws coupling  
Length rigid pipe: 200 mm  
Triple-swivelling joint F 1/4"

All grease guns are supplied for the connection of the swivelling joint Art.014-1091-000 or the triple-swivelling joint Art.014-1090-000



## Art. 014-1079-003

Grease control gun without pipe and coupling  
Inlet F 3/8"



014-1079-003

## Art. 014-1080-003

Grease control gun with flexible hose and 4-jaws coupling  
Length flexible hose: 400 mm  
Thread inlet F 3/8"



014-1080-003

## Art. 014-1081-003

Grease control gun with flexible hose and 4-jaws coupling  
Length flexible hose: 400 mm  
Swivelling joint F 3/8"



014-1081-003

## Art. 014-1081-013

Grease control gun with flexible hose and 4-jaws coupling  
Length flexible hose: 400 mm  
Triple-swivelling joint F 3/8"



014-1081-013

## Art. 014-1082-003

Grease control gun with rigid pipe and 4-jaws coupling  
Length rigid pipe: 200 mm  
Swivelling joint F 3/8"



014-1082-003

## Art. 014-1083-003

Grease control gun with rigid pipe and 4-jaws coupling  
Length rigid pipe: 200 mm  
Swivelling joint F 3/8"



014-1083-003

## Art. 014-1083-013

Grease control gun with rigid pipe and 4-jaws coupling  
Length rigid pipe: 200 mm  
Triple-swivelling joint F 3/8"



014-1083-013

All grease guns are supplied for the connection of the swivelling joint Art.014-1091-003 or the triple-swivelling joint Art.014-1090-003



014-1081-S10

**Art. 014-1081-S10**

Gun with lever protection, flexible hose and 4-jaws coupling

Flexible hose length: 400 mm

Triple-swivelling joint **F 1/4"**



014-1081-S13

**Art. 014-1081-S13**

Gun with lever protection, flexible hose and 4-jaws coupling

Flexible hose length: 400mm

Triple-swivelling joint **F 3/8"**



014-1083-S10

**Art. 014-1083-S10**

Gun with lever protection, rigid hose and 4-jaws coupling

Rigid hose length: 200 mm

Triple-swivelling joint **F 1/4"**



014-1083-S13

**Art. 014-1083-S13**

Gun with lever protection, rigid hose and 4-jaws coupling

Rigid hose length: 200 mm

Triple-swivelling joint **F 3/8"**



014-1090-000

**Art. 014-1090-000**

Triple-swivelling joint **M-F 1/4 "**

**Art. 014-1090-003**

Triple-swivelling joint **M-F 3/8 "**



014-1091-000

**Art. 014-1091-000**

Straight swivelling joint **M-F 1/4 "**

**Art. 014-1091-003**

Straight swivelling joint **M-F 3/8 "**



014-1085-000

**Art. 014-1085-000**

Flexible hose length 400 mm

Thread M 10x1 mm



014-1086-000

**Art. 014-1086-000**

Rigid hose length 200 mm

Thread M 10x1 mm

## Art. 014-1084-000

### Grease digital meter K200

Equipped with two displays, one is for batch counting (can be put to zero) and the other one for total volumes (cannot be put to zero) of the dispensed grease.



014-1084-000

## Art. 014-1084-010

### Grease digital meter K200 HP PULSER



014-1084-010

## Art. 014-1084-100

### Grease digital meter nozzle

Composed by:

Digital meter 4 digits

Triple-swivelling joint

Rigid end + 4-jaws coupling

Not approved for public use



014-1084-100

Technical data		014-1084-000	014-1084-010	014-1084-100
Flow rate	gpm	0,003-0,66	0,003-0,66	0,003-0,66
Inlet connection	BSP	F 1/8"G	F 1/8"G	F 1/4"G
Outlet connection	BSP	F 1/8"G	F 1/8"G	F 10X1
Max working pressure	bar	500	500	500
Burst pressure	bar	1000	1000	1000
Batch meter	digits	4	-	4
Totalizing meter in kg	digits	4	-	4
Working temperature	max C°	60°	60°	60°
Battery life	months	24	24	24

## Art. 014-1042-000

### Pneumatic nozzle for grease R=50:1

#### 500 cc with rigid pipe and jaws coupling

Suitable for Ø 52 mm 400 g cartridge

It is suitable for the distribution at high pressure of all kinds of grease.

The operating pressure for the grease pumps

may vary between a minimum of 3.5 bar and a maximum of 8.5 bar



Technical data		014-1042-000
Flow rate	g/cycle	0,68
Compression ratio	bar	50:1
Air consumption	l/min	130
Air inlet connection	BSP	F 1/4"G
Grease outlet connection	M	F 10x1
Grease delivery capacity 6 bar	g/min	1500
Noise level	dB	80
Tank capacity	g	500
Inside diameter of chamber	mm	54
For cartridge ø 52mm	g	400



014-1088-000

**Art. 014-1088-000**  
 "PROFI" coupling with 4-jaws hardened case  
 M 10x1 mm thread



014-1088-A00

**Art. 014-1088-A00**  
 4-jaws coupling 10x1 mm 90°  
 M 10x1 mm thread



014-1089-000

**Art. 014-1089-000**  
 Grease pull-coupling for hexagonal heads 15 mm  
 M 10x1 mm thread



014-1089-A00

**Art. 014-1089-A00**  
 Grease push-coupling for hexagonal heads 15 mm  
 M 10x1 mm thread



014-1089-B00

**Art. 014-1089-B00**  
 Giant grease pull-coupling for hexagonal heads 22 mm  
 M 10x1 mm thread

## Female quick couplers



Art.	Inlet	Pressure	Flow rate	Iso
<b>F96-0500-002</b>	<b>F 1/4"</b>	500 bar	1650 NI/min	7241-A
<b>F96-0500-003</b>	<b>F 3/8"</b>	500 bar	3000 NI/min	7241-A
<b>F96-0500-004</b>	<b>F 1/2"</b>	500 bar	4500 NI/min	7241-A

## Male quick couplers



Art.	Inlet	Pressure	Flow rate	Iso
<b>F96-0502-002</b>	<b>F 1/4"</b>	500 bar	1650 NI/min	7241-A
<b>F96-0502-003</b>	<b>F 3/8"</b>	500 bar	3000 NI/min	7241-A
<b>F96-0502-004</b>	<b>F 1/2"</b>	500 bar	4500 NI/min	7241-A

## Galvanized steel nipples



Art.	Inlet	Pressure	Iso
<b>F96-0100-202</b>	<b>1/4" BSP-1/4" BSP</b>	1000 bar	8434-6
<b>F96-0100-303</b>	<b>3/8" BSP-3/8" BSP</b>	1000 bar	8434-6
<b>F96-0100-404</b>	<b>1/2" BSP-1/2" BSP</b>	1000 bar	8434-6
<b>F96-0100-302</b>	<b>3/8" BSP-1/4" BSP</b>	1000 bar	8434-6
<b>F96-0100-403</b>	<b>1/2" BSP-3/8" BSP</b>	1000 bar	8434-6
<b>F96-0100-402</b>	<b>1/2" BSP-1/4" BSP</b>	1000 bar	8434-6



<b>F96-0110-202</b>	<b>1/4" BSP-1/4" NPTF</b>	1000 bar	8434-6
<b>F96-0110-303</b>	<b>3/8" BSP-3/8" NPTF</b>	1000 bar	8434-6
<b>F96-0110-404</b>	<b>1/2" BSP-1/2" NPTF</b>	1000 bar	8434-6
<b>F96-0110-302</b>	<b>3/8" NPTF-1/4" BSP</b>	1000 bar	8434-6
<b>F96-0110-403</b>	<b>1/2" BSP-3/8" NPTF</b>	1000 bar	8434-6

## Art. 014-1087-032

### Quick coupler Meclube-Lock

With hardened 4-jaws made of tool steel  
With high performance hydraulic-gasket  
Uncoupling over 600 bar is possible  
Swivelling joint with thread M 10x1 mm  
Coupler length 32 mm



## Art. 014-1087-081

### Quick coupler Meclube-Lock-L

With hardened 4-jaws made of tool steel  
With high performance hydraulic-gasket  
Uncoupling over 600 bar is possible  
Swivelling joint with thread M 10x1 mm  
Coupler length 81 mm



## THE ADVANTAGES OF THE Meclube-Lock COUPLER

### 1. Simple activation

To activate the coupler you only have to press the lever with the thumb and insert it on the grease gun.

The hardened 4-jaws maintain the coupler firmly inserted.



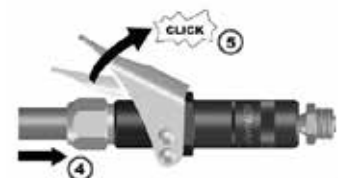
### 2. Simple release

After you have finished the greasing process, you have to press the lever with the thumb to pull out the coupler from the grease gun.



### 3. Free hands

Once you have activated the coupler, it remains firmly inserted so there is no need to keep it fixed. Its extreme stability allows you to complete the operation with free hands.



### 4. Universality

Its special design allows to use it with all the grease guns configurations: SAE, DIN, BS, etc.

Meclube brand-new **patented** industrial pumps, fully designed and manufactured by Meclube, have remarkable practical features assuring high performances, both for what concerns the quantity and the use at high pressure.

The technical quality, the choice of materials and the treatments of tempering and grinding result in the reduction of wear and make these pumps suitable to work reliably in the worst environmental conditions.

- **Brand new fully air-operated motion reverse device, without cams and springs. It has been internally improved to reduce to the minimum the reversal time and to improve the supply of the fluid.**
- **Reduced number of wearing parts**
- **The double effect shank grants a higher quantity of delivered grease with constant and continuous flow**
- **High pressure during the functioning, with constant power on all the motion path**
- **The body of the pump is in steel fusion with high silicon level, with electrolytic nickel treatment and chromium plating that ensures high resistance to corrosive agents.**
- **Elements that undergo big stress are in steel 18 NiCrMo 6 and afterwards they are treated and rebored to grant the robustness and minimum frictions.**
- **The pump has a modular structure of high robustness, suitable for heavy duty usages.**



# INDUSTRIAL AIR-OPERATED PUMPS FOR GREASE AND VISCOUS MATERIALS Mod.920 FLANGED

COMPRESSION RATIO R=20:1 DELIVERY= 12000 g/min



## Art. 011-0920-060

Air-operated industrial pump for grease R=20:1  
Mod. 920 flanged double-effect

For drums 18-30 kg and tanks (shank length 600 mm)

Polyurethane seals

For high viscosity grease and oils

## Art. 011-0920-074

Air-operated industrial pump for grease R=20:1  
Mod. 920 flanged double-effect

For drums 50-60 kg (shank length 740 mm)

Polyurethane seals

For high viscosity grease and oils

## Art. 011-0920-086

Air-operated industrial pump for grease R=20:1  
Mod. 920 flanged double-effect

For tanks (shank length 860 mm)

Polyurethane seals

For high viscosity grease and oils

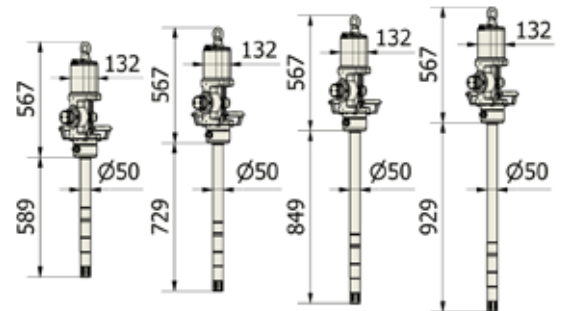
## Art. 011-0920-094

Air-operated industrial pump for grease R=20:1  
Mod. 920 flanged double-effect

For drums 180-220 kg (shank length 940 mm)

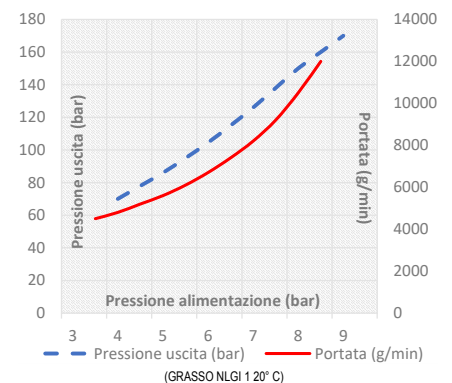
Polyurethane seals

For high viscosity grease and oils



Art. No.	Price (€)	Capacity (m³)	Weight (Kg)
011-0920-060	23,100	0,045	1
011-0920-074	25,000	0,060	1
011-0920-086	26,400	0,070	1
011-0920-094	27,400	0,070	1

Technical Data		011-0920-060	011-0920-074	011-0920-086	011-0920-094
Compression ratio		20:1	20:1	20:1	20:1
Max supply pressure	bar	8	8	8	8
Air consumption 8 bar	m³/min	1,75	1,75	1,75	1,75
Air inlet connection	BSP	F 1/2" G	F 1/2" G	F 1/2" G	F 1/2" G
Grease outlet connection	BSP	F 1/2" G	F 1/2" G	F 1/2" G	F 1/2" G
Grease delivery capacity 6 bar	g/min	12000	12000	12000	12000
Noise	dB	80	80	80	80
Shank diameter	mm	50	50	50	50
Shank length	mm	600	740	860	940
For drums with capacity of	kg	18-30	50-60	TANK	180-220



Suitable for high pressure transfer of high viscosity grease (maximum NLGI 3) over short and long distances. The double effect grants the supply of a constant and continuous flow. They are suitable for central distribution plants with multiple distribution points. The operating pressure of the pumps may vary between a minimum of 3 bar and a maximum of 8 bar. To optimize the efficiency and the life in time of our air operated pumps Meclube recommends to use filtered and lubricated air.

## Art. 011-0950-050

Air-operated industrial pump for grease R=50:1

Mod. 950 flanged double effect

For pump frame lifter-press and tanks (shank length 500 mm)

Polyurethane seals

For high viscosity grease and oils

## Art. 011-0950-074

Air-operated industrial pump for grease R=50:1

Mod. 950 flanged double effect

For drums 50-60 kg (shank length 740 mm)

Polyurethane seals

For high viscosity grease and oils

## Art. 011-0950-094

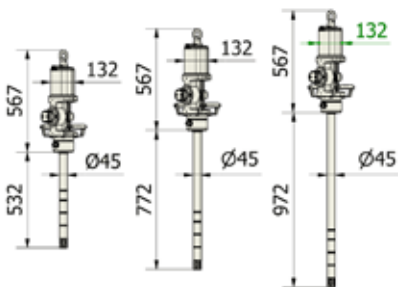
Air-operated industrial pump for grease R=50:1

Mod. 950 flanged double effect

For barrels 180-220 kg (shank length 940 mm)

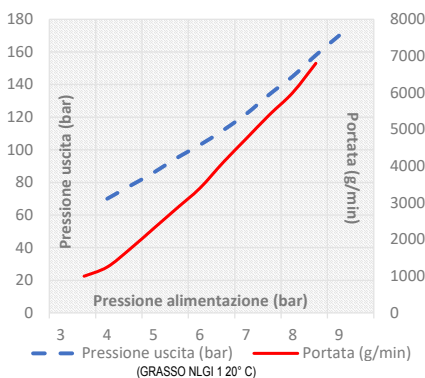
Polyurethane seals

For high viscosity grease and oils



011-0950-050	21,500	0,045	1
011-0950-074	27,300	0,060	1
011-0950-094	29,000	0,070	1

Technical Data		011-0950-050	011-0950-074	011-0950-094
Compression ratio		50:1	50:1	50:1
Max supply pressure	bar	8	8	8
Air consumption 8 bar	m³/min	1,75	1,75	1,75
Air inlet connection	BSP	F 1/2" G	F 1/2" G	F 1/2" G
Grease outlet connection	BSP	F 1/2" G	F 1/2" G	F 1/2" G
Grease delivery capacity 6 bar	g/min	4500	4500	4500
Noise	dB	80	80	80
Shank diameter	mm	45	45	45
Shank length	mm	500	740	940
For drums with capacity of	kg	18-30	50-60	180-220



Suitable for high pressure transfer of high viscosity grease (maximum NLGI 3) over short and long distances. The double effect grants the supply of a constant and continuous flow. They are suitable for central distribution plants with multiple distribution points. The operating pressure of the pumps may vary between a minimum of 3 bar and a maximum of 8 bar. To optimize the efficiency and the life in time of our air operated pumps Meclube recommends to use filtered and lubricated air.



# INDUSTRIAL AIR-OPERATED PUMPS FOR GREASE AND VISCOUS MATERIALS Mod. 1240 FLANGED

COMPRESSION RATIO=40:1 DELIVERY= 10000 g/min



## Art. 011-1240-060

Air-operated industrial pump for grease R=40:1  
 Mod. 1240 flanged double-effect  
 For pump frame-lifter press and tanks (shank length 600 mm)  
 Polyurethane seals  
 For high viscosity grease and oils

## Art. 011-1240-074

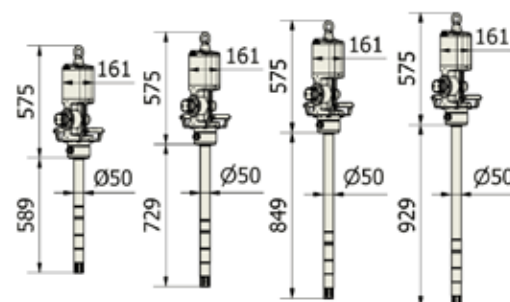
Air-operated industrial pump for grease R=40:1  
 Mod. 1240 flanged double-effect  
 For drums 50-60 kg (shank length 740 mm)  
 Polyurethane seals  
 For high viscosity grease and oils

## Art. 011-1240-086

Air-operated industrial pump for grease R=40:1  
 Mod. 1240 flanged double-effect  
 For tanks (shank length 860 mm)  
 Polyurethane seals  
 For high viscosity grease and oils

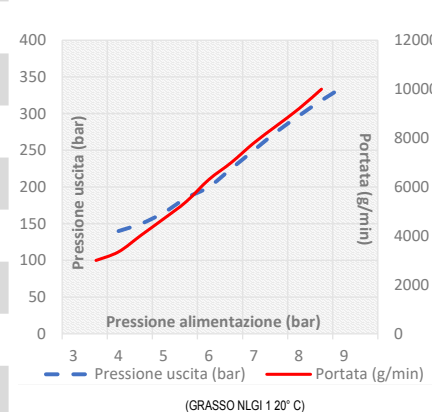
## Art. 011-1240-094

Air-operated industrial pump for grease R=40:1  
 Mod. 1240 flanged double-effect  
 For barrels 180-220 kg (shank length 940 mm)  
 Polyurethane seals  
 For high viscosity grease and oils



Art. No.	Weight (Kg)	Volume (m³)	Gas (N²)
011-1240-060	24,500	0,045	1
011-1240-074	26,300	0,060	1
011-1240-086	31,400	0,070	1
011-1240-094	32,400	0,070	1

Technical Data		011-1240-060	011-1240-074	011-1240-086	011-1240-094
Compression ratio		40:1	40:1	40:1	40:1
Max supply pressure	bar	8	8	8	8
Air consumption 8 bar	m³/min	2,90	2,90	2,90	2,90
Air inlet connection	BSP	F 1/2"G	F 1/2"G	F 1/2"G	F 1/2"G
Grease outlet connection	BSP	F 1/2"G	F 1/2"G	F 1/2"G	F 1/2"G
Grease delivery capacity 6 bar	g/min	10000	10000	10000	10000
Noise	dB	80	80	80	80
Shank diameter	mm	50	50	50	50
Shank length	mm	600	740	860	940
For drums with capacity of	kg	18-30	50-60	CISTERNA	180-220



Suitable for high pressure transfer of high viscosity grease (maximum NLGI 3) over short and long distances. The double effect grants the supply of a constant and continuous flow. They are suitable for central distribution plants with multiple distribution points. The operating pressure of the pumps may vary between a minimum of 3 bar and a maximum of 8 bar. To optimize the efficiency and the life in time of our air operated pumps Meclube recommends to use filtered and lubricated air.



### Art. 011-1270-050

Air-operated industrial pump for grease R=70:1

Mod. 1270 flanged double effect

For frame lifter-press and cisterns (shank length 500 mm)

Polyurethane seals

For high viscosity grease and oil

### Art. 011-1270-074

Air-operated industrial pump for grease R=70:1

Mod. 1270 flanged double effect

For drums of 50-60 kg (shank length 740 mm)

Polyurethane seals

For high viscosity grease and oil

### Art. 011-1270-094

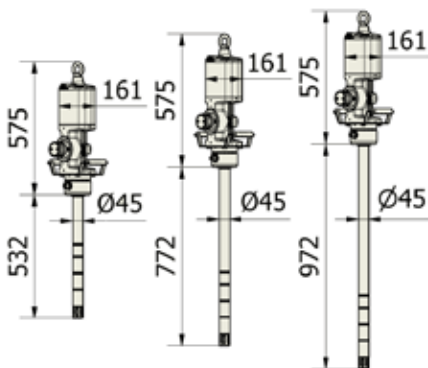
Air-operated industrial pump for grease R=70:1

Mod. 1270 flanged double effect

For drums of 180-220 kg (shank length 940 mm)

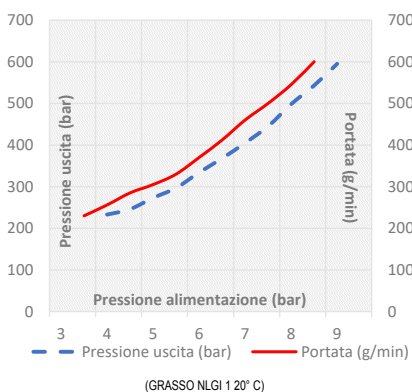
Polyurethane seals

For high viscosity grease and oil



011-1270-050	22,900	0,045	1
011-1270-074	28,500	0,060	1
011-1270-094	30,200	0,070	1

Technical data		011-1270-050	011-1270-074	011-1270-094
Compression ratio		70:1	70:1	70:1
Max supply pressure	bar	8	8	8
Air consumption 8 bar	m³/min	2,90	2,90	2,90
Air inlet connection	BSP	F 1/2" G	F 1/2" G	F 1/2" G
Grease outlet connection	BSP	F 1/2" G	F 1/2" G	F 1/2" G
Grease delivery capacity 6 bar g/min		6000	6000	6000
Noise	dB	80	80	80
Shank diameter	mm	45	45	45
Shank length	mm	500	740	940
For drums with capacity of	kg	CISTERN	50-60	180-220



Suitable for high pressure transfer of high viscosity grease (maximum NLGI 3) over short and long distances. The double effect grants the supply of a constant and continuous flow. They are suitable for central distribution plants with multiple distribution points. The operating pressure of the pumps may vary between a minimum of 3 bar and a maximum of 8 bar. To optimize the efficiency and the life in time of our air operated pumps Meclube recommends to use filtered and lubricated air.

# INDUSTRIAL AIR-OPERATED GREASE PUMPS FOR FRAME-LIFTER PRESS



## Art. 011-0920-P60

Air-operated industrial pump for grease R=20:1  
 Mod. 920P flanged double-effect  
 For frame lifter press (shank length 600 mm)  
 Polyurethane seals  
 For high viscosity grease and oil

## Art. 011-0950-P50

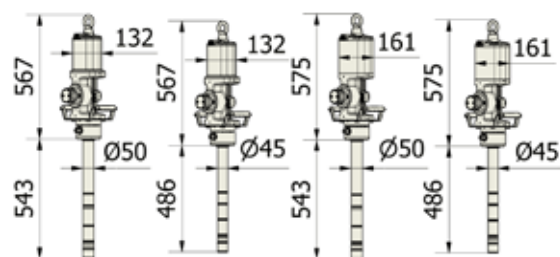
Air-operated industrial pump for grease R=50:1  
 Mod. 950P flanged double-effect  
 For frame lifter press (shank length 500 mm)  
 Polyurethane seals  
 For high viscosity grease and oil

## Art. 011-1240-P60

Air-operated industrial pump for grease R=40:1  
 Mod. 1240P flanged double-effect  
 For frame lifter press (shank length 600 mm)  
 Polyurethane seals  
 For high viscosity grease and oil

## Art. 011-1270-P50

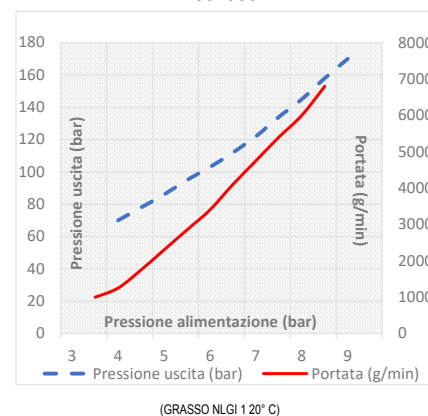
Air-operated industrial pump for grease R=70:1  
 Mod. 1270P flanged double-effect  
 For frame lifter press (shank length 500 mm)  
 Polyurethane seals  
 For high viscosity grease and oil



Art.	Weight (Kg)	Volume (m³)	Quantity (No.)
011-0920-P60	20,800	0,045	1
011-0950-P50	21,600	0,045	1
011-1240-P60	22,100	0,045	1
011-1270-P50	22,800	0,045	1

Technical data		011-0920-P60	011-0950-P50	011-1240-P60	011-1270-P50
Compression ratio		20:1	50:1	40:1	70:1
Max supply pressure	bar	8	8	8	8
Air consumption 8 bar	m³/min	1,75	1,75	2,90	2,90
Air inlet connection	BSP	F 1/2"G	F 1/2"G	F 1/2"G	F 1/2"G
Grease outlet connection	BSP	F 1/2"G	F 1/2"G	F 1/2"G	F 1/2"G
Grease delivery capacity 6 bar	g/min	12000	6800	10000	6000
Noise	dB	80	80	80	80
Shank diameter	mm	50	45	50	45
Shank length	mm	600	500	600	500
For drums with capacity of	kg	180-200	180-200	180-200	180-220

Mod. 950P



Suitable for the application on frame-lifter press for high pressure transfer of high viscosity grease and fluids over short and long distances. The double effect grants the supply of a constant and continuous flow. They are suitable for central distribution plants with multiple distribution points. The operating pressure of the pumps may vary between a minimum of 3 bar and a maximum of 8 bar. To optimize the efficiency and the life in time of our air operated pumps Meclube recommends to use filtered and lubricated air.



**012-1350-P50**

### Art. 012-1320-P60

Kit pump frame lifter and press for grease for barrels 180-220 kg  
R=20:1 Delivery 12 kg/min

Composed by:

Art.012-1200-050 Pump frame lifter and press 2 columns + follower plate

Art.011-0920-P60 Industrial air operated pump **R=20:1**

Art.902-0323-015 Rubber hose R6 3/8" length 1,5 m F-F 3/8"

Art.902-0424-015 Rubber hose R6 1/2" length 1,5 m F-F 1/2"

### Art. 012-1340-P60

Kit pump frame lifter and press for grease for barrels 180-220 kg  
R=40:1 Delivery 10 kg/min

Composed by:

Art.012-1200-050 Pump frame lifter and press 2 columns + follower plate

Art.011-1240-P60 Industrial air operated pump **R=40:1**

Art.902-0323-015 Rubber hose R6 3/8" 1,5 m length F-F 3/8"

Art.902-0424-015 Rubber hose R6 1/2" 1,5 m length F-F 1/2"

### Art. 012-1350-P50

Kit pump frame lifter and press for grease for barrels 180-220 kg  
R=50:1 Delivery 6,8 kg/min

Composed by:

Art.012-1200-045 Pump frame lifter and press 2 columns + follower plate

Art.011-0950-P50 Industrial air operated pump **R=50:1**

Art.902-0323-015 Rubber hose R6 3/8" 1,5 m length F-F 3/8"

Art.902-0424-015 Rubber hose R6 1/2" 1,5 m length F-F 1/2"

### Art. 012-1370-P50

Kit pump frame lifter and press for grease for barrels 180-220 kg  
R=70:1 Delivery 6,0 kg/min

Composed by:

Art.012-1200-045 Pump frame lifter and press 2 columns + follower plate

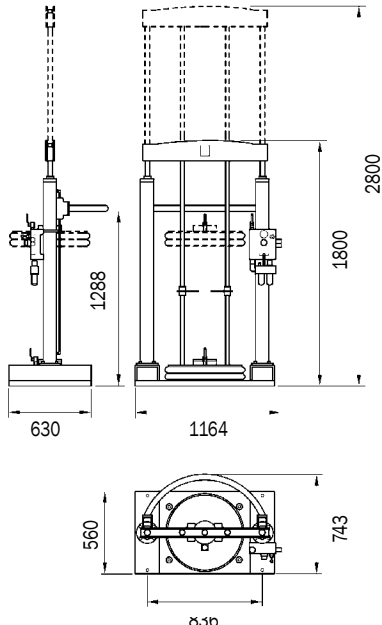

Art.011-1270-P50 Industrial air operated pump **R=70:1**

Art.902-0323-015 Rubber hose R6 3/8" 1,5 m length F-F 3/8"

Art.902-0424-015 Rubber hose R6 1/2" 1,5 m length F-F 1/2"



<b>012-1320-P60</b>	247,000	1,900	1
<b>012-1340-P60</b>	248,000	1,900	1
<b>012-1350-P50</b>	248,000	1,900	1
<b>012-1370-P50</b>	249,000	1,900	1



- |    |   |   |  |
|----|---|---|--|
| 1  | Cock for pump air supply                        | 3 | Pressure regulator with manometer for air supply of the lifter |
| 2  | Off position                                    | 4 | Cock for air supply to lift the follower plate                 |
| 2A | Up position to lift the pump and follower plate | 5 | Inlet general air supply into filter and lubricator            |
| 2B | Down position to activate the press-fluid       |   |  |

# FRAME LIFTER-PRESS FOR PUMPS FOR GREASE AND VISCOUS MATERIALS



## Art. 012-1200-030

Frame lifter-press for barrels 180-220 kg

Equipped with follower plate for grease pumps with shank Ø 30 mm

## Art. 012-1200-045

Frame lifter-press for barrels 180-220 kg

Equipped with follower plate for grease pumps with shank Ø 45 mm

## Art. 012-1200-050

Frame lifter-press for barrels 180-220 kg

Equipped with follower plate for grease pumps with shank Ø 50 mm

## Art. 012-1200-200

Frame lifter-press for barrels 180-220 kg

Equipped with follower plate for grease pumps with shank F2"G



012-1200-045

Maximum height	Minimum height	Maximum pressure	Pushing power	For barrels	Viscosity
2802 mm	1802 mm	8 bar	4 bar - 450 kg 6 bar - 650 kg 8 bar - 870 kg	180 - 220 kg	200 - 500 ASTM (25 °C)



012-1200-030	228,000	1,900	1
012-1200-045	228,000	1,900	1
012-1200-050	228,000	1,900	1
012-1200-200	228,000	1,900	1

### Air operated two columns pumps lifter and press for grease and viscous medias.

With its particular 3 ways control valve it lifts or pulls down the pump and the follower plate, improving the exchanging effort of 180-220kg (400 lbs) barrels.

It is particularly advised for the use with high viscosity grease and medias (from 200CPS to 500ASTM).

The follower plate is pushed down by the pressurised pneumatic cylinders, avoiding grease flow interruptions by air pockets in the grease bed.

Moreover, it allows to collect all the grease from the inner walls down to the bottom of the drum, Pump suction is assisted.

## Art. 012-1250-030

Aluminium follower plate with rubber double ring Ø 585mm

for barrels 180-220 kg

with adaptor flange for Ø 30 mm shank (Art.012-1255-030)

## Art. 012-1250-045

with adaptor flange for Ø 45 mm shank (Art.012-1255-045)

## Art. 012-1250-050

with adaptor flange for Ø 50 mm shank (Art.012-1255-050)

## Art. 012-1250-200

with adaptor flange for F 2"G shank (Art.012-1255-200)



012-1250-030	24,700	0,070	1
012-1250-045	24,700	0,070	1
012-1250-050	24,700	0,070	1
012-1250-200	24,700	0,070	1

Aluminium casted follower plate for grease and viscous materials with rubber double ring Ø 585mm for barrels 180-220 kg suitable for air-operated grease pumps.

Equipped with ball valve, release valve and flange adaptor.



**013-3100-000**

## Art. 013-3100-000

Industrial pump grease kit for barrels 180-220 kg

Composed by:

Art.011-0950-094 Grease industrial pump **R=50:1**

Art.014-1056-045 Lid Ø 600 mm

Art.014-1066-045 Follower plate Ø 590 mm

Art.907-0303-040 Hose 2SC 3/8" length 4,0 m

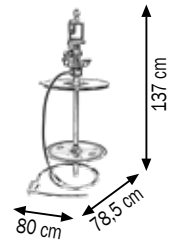
Art.014-1081-013 Gun with flex hose + coupler with triple swivel F3/8"

Art.F96-0210-304 Galvanized steel extension M3/8"G-F1/2"G



**013-3100-000** 41,600 0,140 2

Ø 550 - 600 mm



**013-3130-000**

## Art. 013-3130-000

Wheeled industrial pump grease kit for barrels 180-220 kg

Composed by:

Art.011-0950-094 Grease industrial pump **R=50:1**

Art.030-1405-000 4 wheels trolley

Art.014-1056-045 Lid Ø 600 mm

Art.014-1066-045 Follower plate Ø 590 mm

Art.907-0303-040 Hose 2SC 3/8" length 4,0 m

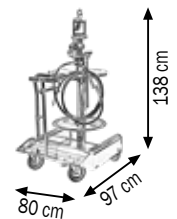
Art.014-1081-013 Gun with flex hose + coupler with triple swivel F3/8"

Art.F96-0210-304 Galvanized steel extension M3/8"G-F1/2"G



**013-3130-000** 86,800 0,240 2

Ø 550 - 600 mm



**013-3135-000**

## Art. 013-3135-000

Wheeled industrial pump grease kit for barrels 180-220 kg with hose reel

Composed by:

Art.011-0950-094 Grease industrial pump **R=50:1**

Art.030-1405-000 4 wheels trolley

Art.014-1056-045 Lid Ø 600 mm

Art.014-1066-045 Follower plate Ø 590 mm

Art.907-0323-015 Hose 2SC 3/8" length 1,5 m

Art.014-1081-013 Gun with flex hose + coupler with triple swivel F3/8"

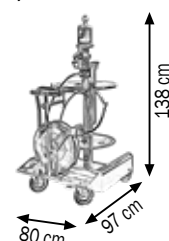
Art.070-1307-315 Hose reel with hose 2SC 3/8" l **15,0 m**

Art.F96-0210-304 Galvanized steel extension M3/8"G-F1/2"G



**013-3135-000** 110,200 0,300 3

Ø 550 - 600 mm



# WALL-FIXED AIR-OPERATED INDUSTRIAL PUMP GREASE KITS FOR BARRELS 180-220 KG



## Art. 013-3140-015

Wall-fixed industrial pump grease kit for barrels 180-220 kg

Composed by:

Art.011-0950-094 Grease industrial pump **R=50:1**

Art.071-1307-315 Orientable hose reel with hose 2SC 3/8" | **15,0 m**

Art.014-1056-045 Lid Ø 600 mm

Art.014-1066-045 Follower plate Ø 590 mm

Art.907-0323-015 Hose 2SC 3/8" length 1,5 m

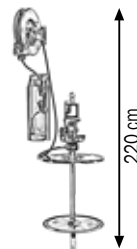
Art.F96-0210-204 Galvanized steel connection M3/8"G-F1/2"G

Art.014-1081-013 Gun with flex hose + coupler with triple swivel

Art.024-1785-000 Picking up drops support

			
<b>013-3140-015</b>	71,100	0,225	4

Ø 370 - 420 mm



**013-3140-015**

## Art. 013-3150-015

Wall-fixed industrial pump grease kit for barrels 180-220 kg

Composed by:

Art.011-0950-094 Grease industrial pump **R=50:1**

Art.075-4507-315 Orientable hose reel with hose 2SC 3/8" | **15,0 m**

Art.014-1056-045 Lid Ø 600 mm

Art.014-1066-045 Follower plate Ø 590 mm

Art.907-0323-015 Hose 2SC 3/8" length 1,5 m

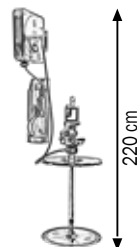
Art.F96-0210-204 Galvanized steel connection M3/8"G-F1/2"G

Art.014-1081-013 Gun with flex hose + coupler with triple swivel

Art.025-1785-000 Picking up drops support

			
<b>013-3150-015</b>	77,700	0,225	4

Ø 550 - 600 mm



**013-3150-015**



## LIDS FOR INDUSTRIAL PUMPS WITH SHANK Ø 45 mm

Art.	Ø Lid	For drums	outside Ø
014-1053-045	395 mm	30-50 Kg	340-395 mm
014-1054-045	420 mm	50-60 Kg	370-420 mm
014-1056-045	600 mm	180-220 Kg	550-600 mm



## LIDS FOR INDUSTRIAL PUMPS WITH SHANK Ø 50 mm

Art.	Ø Lid	For drums	outside Ø
014-1053-050	395 mm	30-50 Kg	340-395 mm
014-1054-050	420 mm	50-60 Kg	370-420 mm
014-1056-050	600 mm	180-220 Kg	550-600 mm



## LIDS FOR INDUSTRIAL PUMPS WITH SLEEVE 2" F

Art.	Ø Lid	For drums	outside Ø
014-1053-200	395 mm	30-50 Kg	340-395 mm
014-1054-200	420 mm	50-60 Kg	370-420 mm
014-1056-200	600 mm	180-220 Kg	550-600 mm

Adatto all'applicazione della ghiera fissaggio pompe.

The lids are available in different diameters to fit drums from 50 to 220 kg . A handle provides an easy fit to the drum. It keeps the pump in vertical position in order to assure a perfect working.



## FOLLOWER PLATES FOR INDUSTRIAL PUMPS WITH SHANK Ø 45 mm

Art.	Ø Lid	For drums	outside Ø
014-1064-045	370 mm	30-50 kg	335-360 mm
014-1065-045	400 mm	50-60 kg	360-400 mm
014-1066-045	590 mm	180-220 kg	540-580 mm



## FOLLOWER PLATES FOR INDUSTRIAL PUMPS WITH SHANK Ø 50 mm

Art.	Ø Lid	For drums	outside Ø
014-1064-050	370 mm	30-50 kg	335-360 mm
014-1065-050	400 mm	50-60 kg	360-400 mm
014-1066-050	590 mm	180-220 kg	540-580 mm

It is advisable to use always the follower plate, it is very important when the temperature is low and when high viscosity grease is used. Because of the depression created by the pump, the plate is attracted towards the bottom of the drum by atmospheric pressure. It pushes the grease into the pump and avoids air cavities. It also removes the grease remaining on the walls, down to the bottom of the drums.



## LIDS FOR INDUSTRIAL PUMPS WITH SHANK Ø 30 mm

They are supplied with 2 tie-rods with handles to fix the drums on vehicles

Art.	Ø Lid	For drums	outside Ø
014-1153-030	395 mm	30-50 Kg	340-395 mm
014-1154-030	420 mm	50-60 Kg	370-420 mm
014-1156-030	600 mm	180-220 Kg	550-600 mm



## LIDS FOR INDUSTRIAL PUMPS WITH SHANK Ø 45 mm

Art.	Ø Lid	For drums	outside Ø
014-1153-045	395 mm	30-50 Kg	340-395 mm
014-1154-045	420 mm	50-60 Kg	370-420 mm
014-1156-045	600 mm	180-220 Kg	550-600 mm



## LIDS FOR INDUSTRIAL PUMPS WITH SHANK Ø 50 mm

Art.	Ø Lid	For drums	outside Ø
014-1153-050	395 mm	30-50 Kg	340-395 mm
014-1154-050	420 mm	50-60 Kg	370-420 mm
014-1156-050	600 mm	180-220 Kg	550-600 mm



## LIDS FOR INDUSTRIAL PUMPS WITH SLEEVE 2" F

Art.	Ø Lid	For drums	outside Ø
014-1153-200	395 mm	30-50 Kg	340-395 mm
014-1154-200	420 mm	50-60 Kg	370-420 mm
014-1156-200	600 mm	180-220 Kg	550-600 mm

They are suitable for the application of the threaded ring for the pumps.



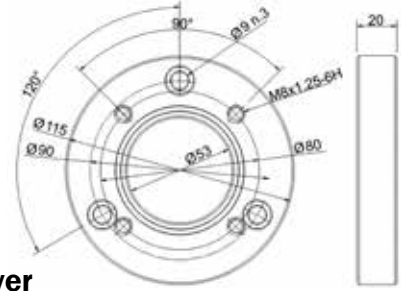
The lids are available in different dimensions for drums from 50 to 220 kg. They are provided complete of 2 tie-rods with thimbles and handles to fix the drums on the loading bed of the vehicles.



## Art. K11-3626-115

### Flange for industrial grease pumps

To fix the pumps on the tanks with fixing screws and sealing O-R 142



## High pressure 2 ways ball valves with lever



Art.	Characteristics	Pressure	Burst	Weight
F96-0600-002	F1/4"-F1/4"	500 bar	30 l/min	0,32 kg
F96-0600-003	F3/8"-F3/8"	500 bar	50 l/min	0,48 kg
F96-0600-004	F1/2"-F1/2"	500 bar	80 l/min	0,66 kg
F96-0600-005	F3/4"-F3/4"	400 bar	120 l/min	1,54 kg
F96-0600-006	F1"-F1"	350 bar	160 l/min	1,98 kg

## Unidirectional check valves



Art.	Characteristics	Pressure	Burst	Weight
F96-0700-002	F1/4"-F1/4"	400 bar	30 l/min	0,10 kg
F96-0700-003	F3/8"-F3/8"	400 bar	50 l/min	0,20 kg
F96-0700-004	F1/2"-F1/2"	350 bar	90 l/min	0,32 kg
F96-0700-005	F3/4"-F3/4"	350 bar	110 l/min	0,50 kg
F96-0700-006	F1"-F1"	350 bar	160 l/min	0,70 kg

## Flexible rubber hoses of connection



Art.	Characteristics	Pressure	Burst	Lenght
907-0122-015	2SC 1/4" F - F	W.P.400 bar	1600 bar	1,5 m
907-0122-020	2SC 1/4" F - F	W.P.400 bar	1600 bar	2,0 m
907-0102-030	2SC 1/4" M - F	W.P.400 bar	1600 bar	3,0 m
907-0102-040	2SC 1/4" M - F	W.P.400 bar	1600 bar	4,0 m
907-0102-050	2SC 1/4" M - F	W.P.400 bar	1600 bar	5,0 m
907-0102-060	2SC 1/4" M - F	W.P.400 bar	1600 bar	6,0 m
907-0102-075	2SC 1/4" M - F	W.P.400 bar	1600 bar	7,5 m
907-0102-080	2SC 1/4" M - F	W.P.400 bar	1600 bar	8,0 m
907-0102-100	2SC 1/4" M - F	W.P.400 bar	1600 bar	10,0 m
907-0102-150	2SC 1/4" M - F	W.P.400 bar	1600 bar	15,0 m
907-0323-015	2SC 3/8" F - F	W.P.330 bar	1320 bar	1,5 m
907-0323-020	2SC 3/8" F - F	W.P.330 bar	1320 bar	2,0 m
907-0303-030	2SC 3/8" F - F	W.P.330 bar	1320 bar	3,0 m
907-0303-040	2SC 3/8" F - F	W.P.330 bar	1320 bar	4,0 m
907-0303-050	2SC 3/8" F - F	W.P.330 bar	1320 bar	5,0 m
907-0303-100	2SC 3/8" F - F	W.P.330 bar	1320 bar	10,0 m
907-0303-150	2SC 3/8" F - F	W.P.330 bar	1320 bar	15,0 m
907-0424-015	2SC 1/2" F - F	W.P.275 bar	1100 bar	1,5 m
907-0424-020	2SC 1/2" F - F	W.P.275 bar	1100 bar	2,0 m
907-0404-030	2SC 1/2" M - F	W.P.275 bar	1100 bar	3,0 m
907-0404-040	2SC 1/2" M - F	W.P.275 bar	1100 bar	4,0 m
907-0404-050	2SC 1/2" M - F	W.P.275 bar	1100 bar	5,0 m
907-0404-100	2SC 1/2" M - F	W.P.275 bar	1100 bar	10,0 m
907-0404-150	2SC 1/2" M - F	W.P.275 bar	1100 bar	15,0 m

## Pressure regulators with pressure gauge

Art.	Thread	Regulation	Flow rate
014-1045-000	F-F 1/4"	0÷8 bar	2050 NI/min
014-1045-B00	F-F 1/2"	0÷8 bar	3200 NI/min
014-1045-C00	F-F 3/4"	0÷8 bar	6200 NI/min
014-1045-D00	F-F 1"	0÷8 bar	6200 NI/min



## Pressure regulators with filter and pressure gauge

Art.	Thread	Regulation	Flow rate	
014-1046-000	F-F 1/4"	0÷8 bar	1650 NI/min	20 μ
014-1046-B00	F-F 1/2"	0÷8 bar	3000 NI/min	20 μ
014-1046-C00	F-F 3/4"	0÷8 bar	4500 NI/min	20 μ
014-1046-D00	F-F 1"	0÷8 bar	4500 NI/min	20 μ



## Air lubricator

Art.	Thread	Regulation	Flow rate
014-1047-000	F-F 1/4"	-	2600 NI/min
014-1047-B00	F-F 1/2"	-	5600 NI/min
014-1047-C00	F-F 3/4"	-	8200 NI/min
014-1047-D00	F-F 1"	-	8200 NI/min



## Pressure regulators with lubricating filter and pressure gauge

Art.	Thread	Regulation	Flow rate	Filtration
014-1048-000	F-F 1/4"	0÷8 bar	1100 NI/min	20 μ
014-1048-B00	F-F 1/2"	0÷8 bar	2500 NI/min	20 μ
014-1048-C00	F-F 3/4"	0÷8 bar	4300 NI/min	20 μ
014-1048-D00	F-F 1"	0÷8 bar	4300 NI/min	20 μ



To optimise the performance and the long life of the pneumatic equipment, we suggest to use air without condensation, lubricated and at an adequate pressure.

## Quick conn. "Multiconnection"

Art.	Connection
<b>R12-1001-002</b>	Maschio 1/4"
<b>R12-1001-003</b>	Maschio 3/8"
<b>R12-1001-004</b>	Maschio 1/2"
<b>R12-1102-002</b>	Femmina 1/4"
<b>R12-1102-003</b>	Femmina 3/8"
<b>R12-1102-004</b>	Femmina 1/2"



## Connection European profile

Art.	Connection
<b>R12-0001-002</b>	Maschio 1/4"
<b>R12-0001-003</b>	Maschio 3/8"
<b>R12-0001-004</b>	Maschio 1/2"
<b>R12-0100-002</b>	Femmina 1/4"
<b>R12-0100-003</b>	Femmina 3/8"
<b>R12-0100-004</b>	Femmina 1/2"



## Male rubber-holder with O-Ring

Art.	Connection
<b>R18-0801-062</b>	Maschio 1/4" Ø 6
<b>R18-0801-082</b>	Maschio 1/4" Ø 8
<b>R18-0801-102</b>	Maschio 1/4" Ø 10
<b>R18-0801-122</b>	Maschio 1/4" Ø 12



## Female rubber-holder

Art.	Connection
<b>R18-0802-062</b>	Femmina 1/4" Ø 6
<b>R18-0802-082</b>	Femmina 1/4" Ø 8
<b>R18-0802-102</b>	Femmina 1/4" Ø 10



## Male quick coupler + O-Ring

Art.	Connection
<b>R20-0001-052</b>	Maschio 1/4" Ø 5
<b>R20-0001-062</b>	Maschio 1/4" Ø 6
<b>R20-0001-082</b>	Maschio 1/4" Ø 8
<b>R20-0001-102</b>	Maschio 1/4" Ø 10



## Conic nipple

Art.	Connection
<b>R18-0300-202</b>	1/4"M-1/4"M
<b>R18-0300-303</b>	3/8"M-3/8"M
<b>R18-0300-404</b>	1/2"M-1/2"M



## Reduced conic nipple

Art.	Connection
<b>R18-0301-302</b>	3/8"M-1/4"M
<b>R18-0301-402</b>	1/2"M-1/4"M
<b>R18-0301-403</b>	1/2"M-3/8"M



## Orientable cil. nipple with O-Ring

Art.	Connection
<b>R18-0304-202</b>	1/4"M-1/4"F
<b>R18-0304-303</b>	3/8"M-3/8"F



## Conic reduction

Art.	Connection
<b>R18-0500-202</b>	1/4"M-1/4"F
<b>R18-0500-203</b>	1/4"M-3/8"F
<b>R18-0500-204</b>	1/4"M-1/2"F
<b>R18-0500-303</b>	3/8"M-3/8"F
<b>R18-0500-304</b>	3/8"M-1/2"F
<b>R18-0500-404</b>	1/2"M-1/2"F



## Cylindrical cap reduction

Art.	Connection
<b>R18-0502-201</b>	1/4"M-1/8"F
<b>R18-0502-302</b>	3/8"M-1/4"F
<b>R18-0502-403</b>	1/2"M-3/8"F
<b>R18-0502-504</b>	3/4"M-1/2"F



## Tappo maschio hexag. with O-Ring

Art.	Connection
<b>R18-4000-002</b>	1/4"M
<b>R18-4000-003</b>	3/8"M
<b>R18-4000-004</b>	1/2"M



## L connection M-F

Art.	Connection
<b>R18-1200-002</b>	1/4"M-1/4"F
<b>R18-1200-003</b>	3/8"M-3/8"F
<b>R18-1200-004</b>	1/2"M-1/2"F
<b>R18-1200-005</b>	3/4"M-3/4"F



## Y connection 90° centre male

Art.	Connection
<b>R18-1300-002</b>	1/4"M
<b>R18-1300-003</b>	3/8"M







**Art. 015-3100-000**

**Side lever grease gun Mod. Lube-Mec**

Cartridge screw loading

Equipped with:

Flexible hose 300 mm with 4-jaws coupler

Suitable for screw cartridge Lube-Mec Ø 52 mm 400 g



**Art. 015-3132-000**

**Manual grease gun Mod. Lube-Mec**

Cartridge screw loading

Equipped with:

Flexible hose 300 mm with 4-jaws coupler

Suitable for screw cartridge Lube-Mec Ø 52 mm 400 g



Technical data		015-3100-000	015-3132-000
Working pressure	bar	400	345
Maximum pressure	bar	690	635
Grease flow rate for stroke	cm <sup>3</sup>	0,9	0,5
Screw grease cartridge	g	400	400
Body diameter	mm	60	60
Length	mm	290	275
Grease outlet connection	mm	10x1	10x1

**Art. 015-3140-006**

**Adaptors for Mod. Lube-Mec for the filling of screw cartridges**

The Lube-Mec system works with a special void technology that ensures the complete use of the grease of the cartridge and it eliminates problems of supply continuity in comparison with the guns with traditional systems. Since you don't have to unscrew the hose of the head of the greaser, the cartridge recharge is quicker. When replacing the cartridges there are no air cavities.

This technology ensures the usage of all the grease of the cartridge.

With this system there is a very small percentage of wearing parts, so the grease guns have a long life.

## Art. 015-3102-000

### Side lever grease gun cm<sup>3</sup> 500 Mod. Standard

Manual and cartridge loading, automatic grease progression

Equipped with:

Flexible hose 300 mm with 4-jaws coupler

Filling valve Ø 9 mm

Suitable for cartridge Ø 52 mm 400 g



## Art. 015-3104-000

### Side lever grease gun cm<sup>3</sup> 750 Mod. Standard

Manual and cartridge loading, automatic grease progression

Equipped with:

Flexible hose 300 mm with 4-jaws coupler

Filling valve Ø 9 mm

Suitable for cartridge Ø 52 mm 600 g



## Art. 015-3105-000

### Side lever grease gun cm<sup>3</sup> 1000 Mod. Standard

Manual and cartridge loading, automatic grease progression

Equipped with:

Flexible hose 300 mm with 4-jaws coupler

Filling valve Ø 9 mm

Suitable for cartridge Ø 56 mm 600 g



Technical data		015-3102-000	015-3104-000	015-3105-000
Working pressure	bar	400	400	400
Maximum pressure	bar	680	680	680
Grease flow rate for stroke	cm <sup>3</sup>	0,8	0,8	0,8
Grease cartridge	g	400	600	600
Body diameter	mm	57	57	59
Length	mm	380	480	480
Grease outlet connection	mm	10x1	10x1	10x1





**Art. 015-3112-000**

**Side lever grease gun cm<sup>3</sup> 500 Mod. Profi**

Manual and cartridge loading, automatic grease progression

Equipped with:

Flexible hose 300 mm with 4-jaws coupler

Air discharge coupler

Filling valve Ø 9 mm

Suitable for cartridge Ø 52 mm 400 g



**Art. 015-3118-000**

**Side lever grease gun cm<sup>3</sup> 750 Mod. Profi**

Manual and cartridge loading, automatic grease progression

Equipped with:

Flexible hose 300 mm with 4-jaws coupler

Air discharge coupler

Filling valve Ø 9 mm

Suitable for cartridge Ø 52 mm 600 g



Technical data		015-3112-000	015-3118-000
Working pressure	bar	690	690
Maximum pressure	bar	800	800
Grease flow rate for stroke	cm <sup>3</sup>	1,0	1,0
Grease cartridge	g	400	600
Body diameter	mm	57	57
Lenght	mm	370	480
Grease outlet connection	mm	10x1	10x1



## Art. 015-3152-000

### Manual grease gun cm<sup>3</sup> 500 Mod. Mec

Manual and cartridge loading, automatic grease progression

Equipped with:

Flexible hose 300 mm with 4-jaws coupler

Filling valve Ø 9 mm

Suitable for cartridge Ø 52 mm 400 g



## Art. 015-3162-000

### Manual grease gun cm<sup>3</sup> 500 Mod. Premium

Manual and cartridge loading, automatic grease progression

Equipped with:

Flexible hose 300 mm with 4-jaws coupler

Filling valve Ø 9 mm

Suitable for cartridge Ø 52 mm 400 g



Technical data		015-3152-000	015-3162-000
Working pressure	bar	345	500
Maximum pressure	bar	635	690
Grease flow rate for stroke	cm <sup>3</sup>	0,5	0,7
Grease cartridge	g	400	400
Body diameter	mm	57	57
Lenght	mm	350	350
Grease outlet connection	mm	10x1	10x1

## GREASE CARTRIDGES

### Art. 017-3200-400

Litium grease cartridge NLGI 2

Ø 52 mm 400 g (Package of 24 pieces)



### Art. 017-3210-600

Litium grease cartridge NLGI 2

Ø 52 mm 600 g (Package of 15 pieces)



### Art. 017-3215-600

Litium grease cartridge NLGI 2

Ø 56 mm 600 g (Package of 15 pieces)



### Art. 017-3250-400

Litium grease screw cartridge NLGI 2 for Mod. Lube-Mec

Ø 55 mm 400 g (Package of 24 pieces)





**Art. 015-3305-050**

Steel push type grease gun with Zerck coupler

Capacity 50 g  
Ø diameter 30 mm  
Length 160 mm  
Max. pressure 100 bar



**Art. 015-3310-200**

Steel push type grease gun with Zerck coupler

Capacity 200 g  
Ø diameter 45 mm  
Length 220 mm  
Max. pressure 100 bar



**Art. 015-3320-080**

Push type gun for high pressure grease, telescopic hose with Zerck coupler for spherical head and Lub for concave head

Capacity 80 g  
Ø diameter 37 mm  
Length 150>220 mm  
Max. pressure 200 bar



**Art. 015-3320-150**

Push type gun for high pressure grease, telescopic hose with Zerck coupler for spherical head and Lub for concave head

Capacity 150 g  
Ø diameter 37 mm  
Length 220>350 mm  
Max. pressure 200 bar



**Art. 015-3320-300**

Push type gun for high pressure grease, telescopic hose with Zerck coupler for spherical head and Lub for concave head

Capacity 300 g  
Ø diameter 47 mm  
Length 260>430 mm  
Max. pressure 200 bar



**Art. 015-3350-000**

Push type grease gun for the filling of centralized lubrication systems of trucks, agricultural and construction machinery

Capacity 500 g  
Ø diameter 57 mm  
Length 380 mm  
Max. pressure 200 bar  
Manual and cartridge loading Ø 52 mm 400 g

## Rubber flexible hoses (DIN. 1283)

Art.	Diameter	Thread	Max. pressure	Lenght
<b>017-3253-000</b>	4x10 mm	10x1 mm	1000 bar	300 mm
<b>017-3254-000</b>	4x10 mm	10x1 mm	1000 bar	400 mm
<b>017-3255-000</b>	4x10 mm	10x1 mm	1000 bar	500 mm
<b>017-3257-000</b>	4x10 mm	10x1 mm	1000 bar	750 mm
<b>017-3260-000</b>	4x10 mm	10x1 mm	1000 bar	1000 mm



**Art. 014-1086-000**  
Rigid pipe lenght 200 mm  
Thread M 10x1 mm



**Art. 017-1156-000**  
Rigid pipe 200 mm with 4-jaws coupler (Art. 017-1157-000)  
Thread M 10x1 mm



**Art. 017-1155-000**  
Ball brass spigot  
Thread M-F 10x1 mm



**Art. 017-1157-000**  
4-jaws coupler for grease  
Thread M 10x1 mm



**Art. 017-3330-000**  
Grease Zerck coupler for spherical head Ø 12x12  
Thread M 10x1 mm



**Art. 017-3332-000**  
Grease Lub coupler for concave head Ø 12x19  
Thread M 10x1 mm



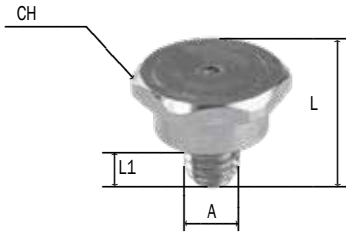
**Art. 017-3354-020**  
Adaptors for push type grease gun (Art. 015-3350-000)  
With protection cap M 20x1,5

**Art. 017-3354-022**  
Adaptors for push type grease gun (Art. 015-3350-000)  
With protection cap M 22x1,5

**Art. 017-3354-026**  
Adaptors for push type grease gun (Art. 015-3350-000)  
With protection cap M 26x1,5




## Button head grease nipples, hexagonal 15mm, ball check




Art.	Thread	Dim. L	Dim. L1	Dim. CH	Pieces
015-2902-050	6x1	13	7	15	50
015-2904-050	8x1	13	7	15	50
015-2905-050	8x1,25	13	7	15	50
015-2907-050	10x1	13	7	15	50
015-2909-050	10x1,5	13	7	15	50
015-2915-050	1/8" G	13	7	15	50
015-2916-050	1/4" G	13	7	15	50

## Button head grease nipples, double hexagon 15 mm, ball check

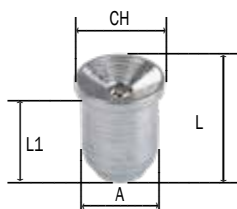


Art.	Thread	Dim. L	Dim. L1	Dim. CH	Pieces
015-2918-050	6x1	18	7	15	50
015-2919-050	8x1	18	7	15	50
015-2920-050	8x1,25	18	7	15	50
015-2921-050	10x1	18	7	15	50
015-2923-050	10x1,5	18	7	15	50
015-2925-050	12x1,5	18	7	15	50
015-2926-050	12x1,75	18	7	15	50
015-2930-050	1/8" G	18	7	15	50
015-2931-050	1/4" G	18	7	15	50



## Button-circle head grease nipples Ø 22 mm, valve check

Art.	Thread	Dim. L	Dim. L1	Dim. CH	Pieces
015-2940-020	16x1,5 Fiat	32	14	22	20
015-2941-020	1/4" G	32	12	22	20
015-2943-020	3/8" G	32	14	22	20
015-2945-020	3/8" NPT <small>Caterpillar</small>	43	14	22	20



## Concave head grease nipples, straight, smooth stem

Art.	Ø Smooth stem	Dim. L	Dim. L1	Dim. CH	Pieces
015-2964-100	6	8	7	7	100
015-2965-100	8	9,5	8	9	100
015-2966-100	10	9,5	7,5	11	100

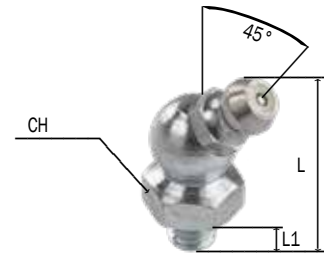
## Straight hydraulic grease fittings with spherical head

Art.	Thread	Dim. L	Dim. L1	Dim. CH	Pieces
015-3010-100	6x1	13,5	5	7	100
015-3012-100	6x1	30	6	7	100
015-3014-100	8x1	18	6	11	100
015-3015-100	8x1,25	18	6	11	100
015-3018-100	10x1	18	7	11	100
015-3019-100	10x1,25	18	7	11	100
015-3020-100	10x1,5	18	7	11	100
015-3025-100	1/8" G	18	7	11	100
015-3026-100	1/4" G	18	7	14	100



## 45° angled hydraulic grease fittings with spherical head

Art.	Thread	Dim. L	Dim. L1	Dim. CH	Pieces
015-3032-100	6x1	25,5	6,5	11	100
015-3035-100	8x1	25,5	6,5	11	100
015-3036-100	8x1,25	25,5	6,5	11	100
015-3038-100	10x1	25,5	6,5	11	100
015-3039-100	10x1,25	25,5	6,5	11	100
015-3040-100	10x1,5	25,5	6,5	11	100
015-3044-100	1/8" G	25,5	6,5	11	100
015-3045-050	1/4" G	25,5	6,5	14	50



## 90° angled hydraulic grease fittings with spherical head

Art.	Thread	Dim. L	Dim. L1	Dim. CH	Pieces
015-3051-100	6x1	25,5	6,5	11	100
015-3055-100	8x1	25,5	6,5	11	100
015-3056-100	8x1,25	25,5	6,5	11	100
015-3058-100	10x1	25,5	6,5	11	100
015-3059-100	10x1,25	25,5	6,5	11	100
015-3060-100	10x1,5	25,5	6,5	11	100
015-3064-100	1/8" G	25,5	6,5	11	100
015-3065-050	1/4" G	25,5	6,5	14	50



### Art. 015-3089-100

Plastic protection plug for hydraulic grease fittings

Package of 100 pieces.



### Art. 015-3090-070

Set of grease fittings 70 pcs.

Composed by:

Art. 015-3010-000	6x1 straight	10 pcs.
Art. 015-3014-000	8x1 straight	10 pcs.
Art. 015-3018-000	10x1 straight	10 pcs.
Art. 015-3025-000	1/8 G straight	10 pcs.
Art. 015-3032-000	6x1 45°	5 pcs.
Art. 015-3035-000	8x1 45°	5 pcs.
Art. 015-3038-000	10x1 45°	5 pcs.
Art. 015-3051-000	6x1 90°	5 pcs.
Art. 015-3055-000	8x1 90°	5 pcs.
Art. 015-3058-000	10x1 90°	5 pcs.

### Art. 015-3090-140

Set of grease fittings 140 pcs.

Composed by:

Art. 015-3010-000	6x1 straight	25 pcs.
Art. 015-3014-000	8x1 straight	25 pcs.
Art. 015-3018-000	10x1 straight	15 pcs.
Art. 015-3025-000	1/8" G straight	15 pcs.
Art. 015-3032-000	6x1 45°	10 pcs.
Art. 015-3035-000	8x1 45°	10 pcs.
Art. 015-3038-000	10x1 45°	5 pcs.
Art. 015-3044-000	1/8" 45°	5 pcs.
Art. 015-3051-000	6x1 90°	10 pcs.
Art. 015-3055-000	8x1 90°	10 pcs.
Art. 015-3058-000	10x1 90°	5 pcs.
Art. 015-3064-000	1/8" G 90°	5 pcs.





**016-1141-000**

**Art. 016-1141-000**

Manual grease pump 16 kg

Outlet grease pressure 400 bar, 60 g delivery each 10 cycles of the lever

Composed by:


Wheeled tank 16 kg

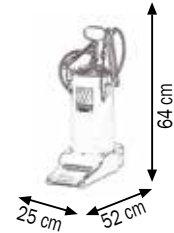
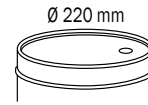
Art.014-1059-030 Follower plate Ø 220 mm with spring

Art.906-0142-020 Rubber hose R1 F 1/4" - F 10X1 2.0 m length

Art.017-1155-000 Cock M-F 10x1 mm

Art.017-1156-000 200 mm rigid pipe and 4-jaws coupling

			
016-1141-000	12,850	0,090	1



**016-1142-000**

**Art. 016-1142-000**

Wheeled manual grease pump 16 kg

Outlet grease pressure 400 bar, 60 g delivery each 10 cycles of the lever

Composed by:

Wheeled tank 16 kg

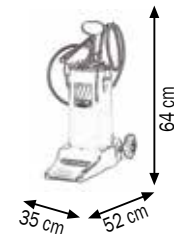
Art.014-1059-030 Follower plate Ø 220 mm with spring

Art.906-0142-020 Rubber hose R1 F 1/4" - F 10X1 2.0 m length

Art.017-1155-000 Cock M-F 10x1 mm

Art.017-1156-000 200 mm rigid pipe and 4-jaws coupling

			
016-1142-000	14,300	0,090	1



**016-1144-000**

**Art. 016-1144-000**

Wheeled manual grease pedal pump 16 kg

Outlet grease pressure 400 bar, 40 g delivery each 10 cycles of the lever

Composed by:





Wheeled tank 16 kg

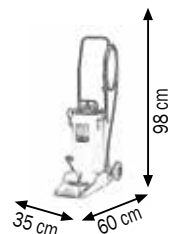
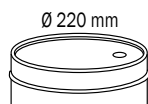
Art.014-1059-012 Follower plate Ø 220 mm with spring

Art.906-0142-020 Rubber hose R1 F 1/4" - F 10X1 2.0 m length

Art.017-1155-000 Cock M-F 10x1 mm

Art.017-1156-000 200 mm rigid pipe and 4-jaws coupling

			
016-1144-000	16,600	0,090	1



## Art. 016-1145-015

Manual grease pump for drums of 15 kg

Outlet grease pressure 400 bar, 60 g delivery each 10 cycles of the lever

Composed by:

Art.016-1158-000 Manual grease pump

Art.014-1050-030 Ø 280 mm drum lid

Art.014-1060-030 Follower plate Ø 265mm with spring

Art.906-0142-020 Rubber hose R1 F 1/4" – F 10X1 2.0 m length

Art.017-1155-000 Cock M-F 10x1mm

Art.017-1156-000 200 mm rigid pipe and 4-jaws coupling



016-1145-015

## Art. 016-1145-C15

Wheeled manual grease pump for drums of 15 kg

Outlet grease pressure 400 bar, 60 g delivery each 10 cycles of the lever

Composed by:

Art.016-1158-000 Manual grease pump

Art.030-1392-000 2 wheels trolley

Art.014-1050-030 Ø 280 mm drum lid

Art.014-1060-030 Follower plate Ø 265mm with spring

Art.906-0142-020 Rubber hose R1 F 1/4" – F 10X1 2.0 m length

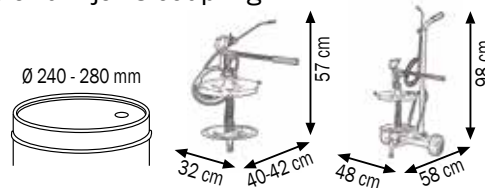
Art.017-1155-000 Cock M-F 10x1mm

Art.017-1156-000 200 mm rigid pipe and 4-jaws coupling



016-1145-C15

016-1145-015	6,100	0,023	1	
016-1145-C15	11,250	0,056	1	



## Art. 016-1150-020

Manual grease pump for drums of 18-30 Kg

Outlet grease pressure 400 bar, 60 g delivery each 10 cycles of the lever

Composed by:

Art.016-1158-000 Manual grease pump

Art.014-1051-030 Ø 320 mm drum lid

Art.014-1062-030 Follower plate Ø 310mm with spring

Art.906-0142-020 Rubber hose R1 F 1/4" – F 10X1 2.0 m length

Art.017-1155-000 Cock M-F 10x1mm

Art.017-1156-000 200 mm rigid pipe and 4-jaws coupling



016-1150-020

## Art. 016-1150-C20

Wheeled manual grease pump for drums of 18-30 kg

Outlet grease pressure 400 bar, 60 g delivery each 10 cycles of the lever

Composed by:

Art.016-1158-000 Manual grease pump

Art.030-1392-000 2 wheels trolley

Art.014-1051-030 Ø 320 mm drum lid

Art.014-1062-030 Follower plate Ø 310mm with spring

Art.906-0142-020 Rubber hose R1 F 1/4" – F 10X1 2.0 m length

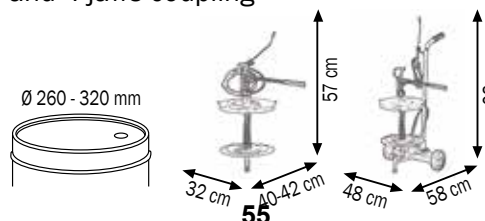
Art.017-1155-000 Cock M-F 10x1mm

Art.017-1156-000 200 mm rigid pipe and 4-jaws coupling



016-1150-C20

016-1150-020	6,550	0,023	1	
016-1150-C20	17,750	0,056	1	





**016-1150-050**

**Art. 016-1150-050**

Manual grease pump for drums of 50-60 kg.

Outlet grease pressure 400 bar, 60 g delivery each 10 cycles of the lever

Composed by:

Art.016-1158-A00 Manual grease pump

Art.014-1054-030 Ø 420 mm drum lid

Art.014-1065-030 Follower plate Ø 400mm with spring

Art.906-0142-020 Rubber hose R1 F 1/4" - F 10x1 2.0 m length

Art.017-1155-000 Cock M-F 10x1mm

Art.017-1156-000 200 mm rigid pipe and 4-jaws coupling



**016-1150-C50**

**Art. 016-1150-C50**

Wheeled manual grease pump for drums of 50-60 kg

Outlet grease pressure 400 bar, 60 g delivery each 10 cycles of the lever

Composed by:

Art.016-1158-A00 Manual grease pump

Art.030-1395-000 4 wheels trolley





Art.014-1054-030 Ø 420 mm drum lid

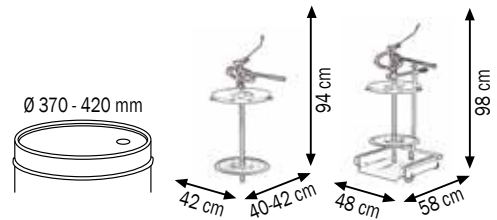
Art.014-1065-030 Follower plate Ø 400mm with spring

Art.906-0142-020 Rubber hose R1 F 1/4" - F 10x1 2.0 m length

Art.017-1155-000 Cock M-F 10x1mm

Art.017-1156-000 200 mm rigid pipe and 4-jaws coupling

				
016-1150-050	10,800	0,056	1	
016-1150-C50	22,800	0,056	1	



## ACCESSORIES FOR MANUAL GREASE PUMPS



**Art. 017-1160-000**

Adaptor coupler for filling valves Ø 14,7 and 9 mm

For manual grease pumps filling



**017-1161-000**

**Art. 017-1161-000**

90° Rigid connection with adaptor Ø 14,7 and 9 mm

For manual grease pumps filling



**906-0142-020**

**Art. 906-0142-020**

Rubber hose R1 1/4" - F 1/4" - F 10x1

2.0 m length

**Art. 906-0142-030**

Rubber hose R1 1/4" - F 1/4" - F 10x1

3.0 m length



**Art. 902-0414-020**

Rubber hose R6 1/2" - M 1/2" - M 1/4"

2.0 m length



## Art. 016-1151-020

Manual transfer grease pump for drums of 18-30 kg  
Suitable for filling manual grease pumps, 400 g delivery each 10 cycles of the lever

Composed by:

- Art.016-1160-020 Manual transfer pump
- Art.014-1051-030 Ø 320 mm drum lid
- Art.014-1062-030 Follower plate Ø 310mm with spring
- Art.017-1161-000 Rigid connection 90° with adaptor Ø 9 mm



016-1151-020

## Art. 016-1151-C20





Wheeled manual transfer grease pump for drums of 18-30 kg  
Suitable for filling manual grease pumps, 400 g delivery each 10 cycles of the lever

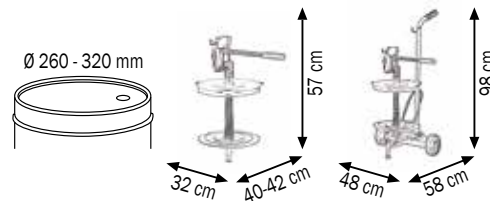
Composed by:

- Art.016-1160-020 Manual transfer pump
- Art.030-1392-000 2 wheels trolley
- Art.014-1051-030 Ø 320 mm drum lid
- Art.014-1062-030 Follower plate Ø 310mm with spring
- Art.017-1161-000 Rigid connection 90° with adaptor Ø 9 mm



016-1151-C20

				
016-1151-020	6,350	0,023	1	
016-1151-C20	11,500	0,056	1	



## Art. 016-1151-050

Manual transfer grease pump for drums of 50-60 kg  
Suitable for filling manual grease pumps, 400 g delivery each 10 cycles of the lever

Composed by:

- Art.016-1160-050 Manual transfer pump
- Art.014-1054-030 Ø 420 mm drum lid
- Art.014-1065-030 Follower plate Ø 400mm with spring
- Art.017-1161-000 Rigid connection 90° with adaptor Ø 9 mm



016-1151-050

## Art. 016-1151-C50





Wheeled manual transfer grease pump for drums of 50-60 kg  
Suitable for filling manual grease pumps, 400 g delivery each 10 cycles of the lever

Composed by:

- Art.016-1160-050 Manual transfer pump
- Art.030-1395-000 4 wheels trolley
- Art.014-1054-030 Ø 420 mm drum lid
- Art.014-1065-030 Follower plate Ø 400mm with spring
- Art.017-1161-000 Rigid connection 90° with adaptor Ø 9 mm



016-1151-C50

				
016-1151-050	10,700	0,790	1	
016-1151-C50	21,800	0,790	1	





016-1152-020



### Art. 016-1152-020

Manual transfer grease pump for drums of 18-30 kg

Suitable for filling plants, 400 g delivery each 10 cycles of the lever

Composed by:

Art.016-1160-020 Manual transfer pump

Art.014-1051-030 Ø 320 mm drum lid

Art.014-1062-030 Follower plate Ø 310mm with spring

Art.902-0414-020 R6 1/2" hose 2,0 m length  
with level valve rigid end 30°

Art.F96-0500-002 Quick disconnect coupling F 1/4"

Art.F96-0502-002 Quick disconnect coupling M 1/4"

### Art. 016-1152-C20

Wheeled manual transfer grease pump for drums of 18-30 kg

Suitable for filling plants, 400 g delivery each 10 cycles of the lever

Composed by:

Art.016-1160-020 Manual transfer pump

Art.030-1392-000 2 wheels trolley

Art.014-1051-030 Ø 320 mm drum lid

Art.014-1062-030 Follower plate Ø 310mm with spring

Art.902-0414-020 R6 1/2" hose 2,0 m length  
with level valve rigid end 30°

Art.F96-0500-002 Quick disconnect coupling F 1/4"

Art.F96-0502-002 Quick disconnect coupling M 1/4"

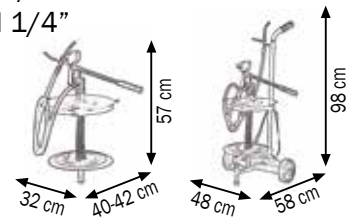


016-1152-C20



Ø 260 - 320 mm

016-1152-020	7,400	0,023	1
016-1152-C20	12,500	0,056	1



016-1152-050



### Art. 016-1152-050

Manual transfer grease pump for drums of 50-60 kg

Suitable for filling plants, 400 g delivery each 10 cycles of the lever

Composed by:

Art.016-1160-050 Manual transfer pump

Art.014-1054-030 Ø 420 mm drum lid

Art.014-1065-030 Follower plate Ø 400mm with spring

Art.902-0414-020 R6 1/2" hose 2,0 m length  
with level valve rigid end 30°

Art.F96-0500-002 Quick disconnect coupling F 1/4"

Art.F96-0502-002 Quick disconnect coupling M 1/4"

### Art. 016-1152-C50

Wheeled manual transfer grease pump for drums of 50-60 kg

Suitable for filling plants, 400 g delivery each 10 cycles of the lever

Composed by:

Art.016-1160-050 Manual transfer pump

Art.030-1395-000 4 wheels trolley

Art.014-1054-030 Ø 420 mm drum lid

Art.014-1065-030 Follower plate Ø 400mm with spring

Art.902-0414-020 R6 1/2" hose 2,0 m length  
with level valve rigid end 30°

Art.F96-0500-002 Quick disconnect coupling F 1/4"

Art.F96-0502-002 Quick disconnect coupling M 1/4"



016-1152-C50



Ø 370 - 420 mm

016-1152-050	11,700	0,790	1
016-1152-C50	22,800	0,790	1

